

# DURA

LAMP

## Catalogue

### PROFESSIONAL LINEAR SOLUTIONS



LINEAR SYSTEMS



LUMINOUS SOURCES



DRIVER



CATALOGUE  
**P**ROFESSIONAL **L**INEAR **S**OLUTIONS





# It is with light that beauty is seen....

A collection designed to accompany bright ideas, with versatile, efficient and refined solutions that enhance well-being.

This selection is dedicated to those who shape light — professionals who design spaces with sensitivity and vision: lighting designers, architects and light consultants.

Our Lines of Light are discreet yet essential tools to create atmosphere, highlight architecture and bring every detail to life.

Above all, in the words of those who study light:

*"I encourage designers not to think of light as isolated visual moments, but to consider the full 24-hour cycle. Our body does not respond only to brightness or colour, but also to timing, duration and the temporal pattern of light exposure throughout day and night. Designing with these rhythms in mind is not just a matter of health: it is a way of appreciating the biological timing that guides many aspects of our wellbeing."*<sup>(1)</sup>



<sup>(1)</sup> Manuel Spitschan, Professor @ Technische Universität München.  
Source: <https://www.salonemilano.it/en/articles/manuel-spitschan-interview>



# Lighting visions made to last

To protect the lifespan of an LED strip and maintain the appearance of the lighting design over time, several key elements must be considered:

adequate thermal dissipation (through profiles or conductive surfaces), environmental conditions consistent with the IP rating and temperature range, proper power supply and driver management (without overloads or overheating), and precise installation that avoids bending or stressing the circuits.

**A well-designed project preserves light quality, extends the useful life, and ensures compliance with the declared performance values.**

Each element, with double and reinforced copper layers and a substrate with excellent thermal conductivity, significantly contributes to heat dissipation, reducing thermal stress on the LED chips and electronic components.


Effective thermal management results in: longer lifespan (L80 or L90 over time), reduced luminous flux decay (lumen maintenance), and greater operational stability.

Drivers and electronic soldering operate under more favorable conditions, reducing the risk of failure and maintaining high luminous performance even during extended usage cycles.










## Versatility

LED strips are a must-have for indoor and outdoor lighting.

They are currently the most versatile light sources, capable of delivering a highly impactful aesthetic result. They adapt easily to any environment, offering direct or indirect light in a discreet – or, on the contrary, striking – way!

They allow great creative freedom: they can be bent, cut to size, and chosen in various colors. They enhance architectural details or create personalized atmospheres by playing with intensity, generating unique lighting scenarios.

Plus, they last a long time!






# Quality

Excellence is seen in the quality of the light, in the uniformity of the color, and in the consistency between different production batches.

Our LED strips stand out for their high construction quality, ensured by rigorous controls at every stage of production. Every detail is refined to guarantee reliability, luminous uniformity, and long-lasting performance.

Our quality is internationally recognized and selected for major lighting projects around the world – a tangible sign of the trust professionals place in us.







# Color Consistency

The ellipse defined by physicist and color scientist David MacAdam graphically represents how the human eye perceives color variations.

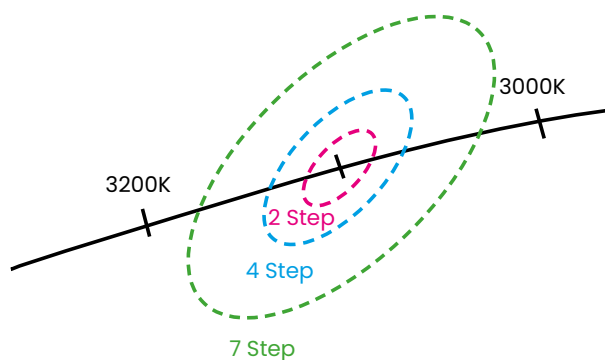
The "steps" indicate the distance from a given color point: below 3 steps, the color variation is not perceptible to the naked eye, while it becomes noticeable as the number of steps increases.

Color uniformity between different strips (and over time) is crucial in professional lighting projects.

Low-quality materials can cause chromatic drift (CCT shift) after only a few hundred hours.

Rigorous control of materials therefore ensures chromatic repeatability even across large surfaces or in complex architectural integrations, preventing unwanted visual inconsistencies.

Professional DURASTRIP products remain within the 2-3 MacAdam steps.





# Colour rendering

What do we truly expect from artificial light?

In one word: fidelity.

We want the colors of objects to be perceived as close as possible to how they would appear under natural sunlight.

To assess a light source's ability to reproduce colors accurately, several comparative parameters have been developed. Among the best known are CRI (or Ra), TM30, and SDCM. These are not just technical acronyms: they are indicators of quality. They are what distinguish an ordinary light from one capable of elevating a design.

Each method has its own characteristics, strengths, and limitations. Without going into technical details here – which can be found in the dedicated pages at the end of the catalog – it is useful to highlight one point:

TM30 provides a more accurate analysis, thanks to its comparison with a larger number of color samples, while CRI remains the most widely used parameter, due to its immediacy and ease of interpretation.

In Europe, Ra is the method required by regulations for evaluating the quality of a light source.

For this reason, in the general specifications of our light lines, we use Ra as the reference value, always guaranteeing Ra 90. This is the result of careful LED selection, rigorous binning, and uncompromising PCB design – the foundation of every one of our light lines.

It is our way of truly putting your project – and everything surrounding it – “in the best light.”



# CRI vs TM30


The Colour Rendering Index Ra or CRI, is a dimensionless index that ranges from 0 to 100 and partially describes the capacity of a light source to faithfully render the colour of a consistently lit object in line with what a reference source would do. It is based on the adherence of a source to the light emitted by a tungsten filament evaluated on a panel of 14 colour samples, of which only the first 8 are taken into consideration, none with saturated hues.

## CRI COLOUR RANGE



The TM-30 30 index allows for a more complete reading on the way a source is able to render colour. It introduces the concept of saturation, uses a balanced mixture of incandescent lamps and sunlight as a reference and extends colour samples to 99 subdivided into 7 reference areas with colours from nature for example flowers and leaves, skin tones, colours of paintings, textiles, plastics, printed material and 14 CRI colour samples.

## TM-30 COLOUR RANGE



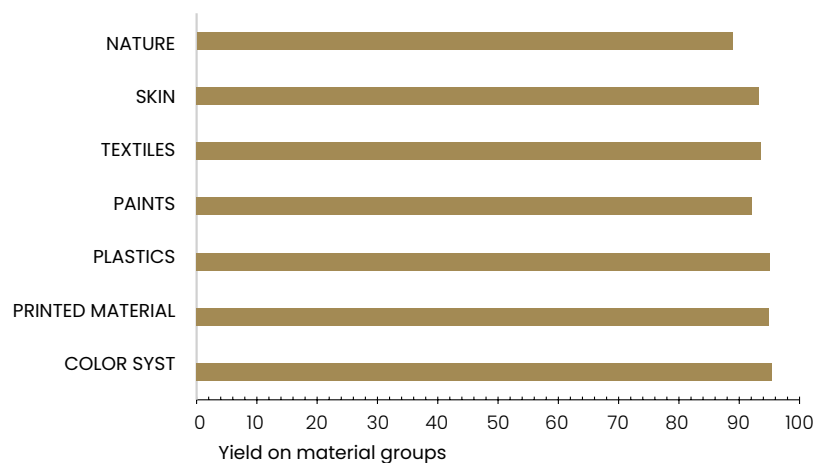
The additional information that TM30 can give is provided by two graphs that summarise the values relating to Rf, Rg and Hue Shift (a shift in the colour hue, or the perception of a false colour compared to what we would see in sunlight), and the second how the source works for groups of materials (99CES) for immediate understanding:

The "rendering" of the source is expressed with a series of explanatory graphics of the colorimetric and qualitative characteristics and 2 distinct indexes.

The fidelity index Rf, which describes the ability of the source to render colours.

It varies on a scale of 0 to 100 where 100 is perfect adherence.

It is also possible to have Rf targeted on one of the seven reference areas. For example "Rf skin" refers to the ability of the source to express the colours relating to the reference area concerning skin tone. It is similar to Ra but can be lower given that the reference colours range from 14 to 99.



**99** colour samples

**7** subject areas

**14** CRI samples






# The difference is in the details

The secret lies in the materials used. Selecting high-quality materials makes it possible to create high-quality products. It's not only about initial luminous efficiency, but a concrete guarantee of visual quality, technical reliability, and long-term consistency – an investment in the longevity of the lighting effect and in the fidelity of the project throughout its entire life cycle.

Even in widely adopted technologies, the difference is made by the materials and the balance between them.

And the result is visible.



- 1 Layer of Polyimide (PI) highly resistant to heat, wear and friction
- 2 Layer of copper with a circuit board
- 3 Another layer of Polyimide (PI)
- 4 Second layer of copper
- 5 Layer of Polyimide (PI)
- 6 3M adhesive

# Weldable points protection

It is a chemical process that adds a layer of organic coating to the bare copper surface: it has antioxidant effects and greater protection from thermal shock and humidity that are normally present in standard environments.


## Double layer

Polyimide, non-reconditioned.

A high-performance plastic material chosen for its thermal stability, chemical resistance, and high electrical reliability.

Polyimide protects printed circuits from mechanical stress and thermal fluctuations, ensuring longer durability over time and consistent performance even in continuous or demanding applications.


A single layer is used in standard applications; two overlapping layers provide greater mechanical protection and superior heat resistance.





# 100% Pure Copper

Double-thickness contacts in 100% copper: greater conductivity, long-term reliability, and resistance to the most demanding electrical loads.



# Pure gold 99.9% connections

Gold ensures the best stability connection and improved resistance to dangerous chemical agents (oxidising substances), an important difference compared to LED sources from other producers.





## Deposition of phosphors

Uniform deposition of the phosphors and the diffusing gel ensures maximum light quality and efficiency, guaranteeing a stable and homogeneous color across all emission angles. The result is perfect chromatic uniformity, consistent across different production batches and unchanged over time.



# Guarantees= G#

Duralamp LED products are covered by warranties structured according to performance, reliability and intended use.

This system helps specifiers choose the most suitable solution for each type of project.

**G2 – 2-year warranty:** the best-selling range, widely used in standard projects; an excellent solution for reliable everyday applications.

**G3 – 3-year warranty:** quality products, suitable for a wide variety of professional installations.

**G4 – 4-year warranty:** ideal for projects requiring greater durability over time.

**G4 H24 – 4-year warranty** for continuous use (24/7): designed for applications with uninterrupted operation, where high reliability is required.

**G5 H24 – 5-year warranty** for continuous use (H24): maximum resistance and consistent performance even in high-load operating environments.

More details can be found in the final pages of the catalogue.





# Certifications

Our products are developed in accordance with international standards for quality, safety and performance.

All LED strips in this catalogue comply with current European regulations, and most are certified for the North American market and other territories worldwide.

For projects requiring specific certifications (UL, ETL, NOM, etc.), if the item is not available in the range, you can request the corresponding product code that is already certified. We are available to support all your design needs, anywhere in the world.





# From 0 to 100%


All 24V and 48V strips are 0-100% dimmable and flicker-free and can be managed with the most popular dimming systems:


DALI - DMX - 1-10V

Push Dali with ZKCAFF controller

CASAMBI compatible

Analogue and digital home automation control systems





## HOW TO CHOOSE THE RIGHT DIMMING SYSTEM FOR YOUR PROJECT:

System	Type	Advantages	Considerations	Where to use them
<b>1-10V</b>	Analogue	<ul style="list-style-type: none"> <li>- Economical</li> <li>- Easy to install</li> <li>- Linear dimming</li> </ul>	<ul style="list-style-type: none"> <li>- Group control</li> <li>- No control system feedback</li> </ul>	Small installations, shops, simple offices
<b>DALI</b>	Digital	<ul style="list-style-type: none"> <li>- Precise control</li> <li>- Bidirectional feedback</li> <li>- Scalable</li> </ul>	<ul style="list-style-type: none"> <li>- Programming required</li> <li>- Average cost</li> </ul>	Smart buildings, offices, hotels, museums Digital
<b>DMX</b>	Digital	<ul style="list-style-type: none"> <li>- Dim to dark capable</li> <li>- High speed</li> <li>- Ideal for RGB/RGBW</li> <li>- Dynamic effects</li> <li>- Advanced colour control</li> </ul>	<ul style="list-style-type: none"> <li>- More complex</li> <li>- Programming required</li> <li>- System costs</li> </ul>	Events, theatres, showrooms, art installations
<b>CASAMBI</b>	Wireless	<ul style="list-style-type: none"> <li>- Individual fixture control</li> <li>- Dynamic effects</li> <li>- No wiring</li> <li>- Programmable</li> </ul>	<ul style="list-style-type: none"> <li>- Limitations in large environments or with obstacles</li> </ul>	Smart homes, retrofits, small wireless spaces
<b>Push DALI (ZKCDAFF)</b>	Digital + manual	<ul style="list-style-type: none"> <li>- Simple to use</li> <li>- DALI compatible</li> </ul>	<ul style="list-style-type: none"> <li>- Fewer advanced features</li> </ul>	Where local control without software is desired
<b>Home automation (KNX, Zigbee, ecc.)</b>	Digital + Wireless	<ul style="list-style-type: none"> <li>- Full integration</li> <li>- Advanced automations</li> </ul>	<ul style="list-style-type: none"> <li>- High cost</li> <li>- Complex installation</li> </ul>	Advanced home automation





## Your project, turnkey

To ensure that your project is carried out to the highest standard, with precise installations, to optimise time on site and have greater control, **request the "Customize for me" service.**

All light lines can be cut according to the project specifications, with wiring at the desired length and the required IP rating.

The same applies to profiles.

Or even to LED strips inserted into profiles.



# It has been precisely our ability to create tailor-made solutions...

Together with our attention to detail and the strength of our group network, that has allowed us to deliver projects of great significance. Working within such a well-structured group means being able to rely on a broad vision, solid shared experience, and a variety of collections that enable us to respond precisely to every design requirement. The collaboration among the companies within the group enhances every stage of the workflow: from the development of technical solutions to the selection of the most suitable lighting elements, all the way to managing complex projects with coherence and continuity.

This synergy allows us to offer lighting designers reliable tools, a complete range, and an integrated approach that elevates both the creative idea and its realisation.

It is the strength of the group that enables us to transform light into a bespoke project – precise and ready to install.

**DURA**  
LAMP

**TARGETTI**

**3F Filippi**

 **3FGROUP**



# The range

## DURASTRIP



## Transforming light

Our LED strips are design tools that bring light to life, capable of turning any space into a sensory experience. Precision without compromise.

Every detail is engineered to guarantee uniformity, impeccable colour rendering and long-lasting performance.

### Creative freedom

Curves, lines, geometries: our solutions adapt to any project, leaving room for your imagination.

### Efficiency that inspires

Advanced technology and premium materials for sustainable lighting, without sacrificing beauty.

### Quality to be enjoyed

It's not just light: it's atmosphere, emotion, the signature of every distinctive design project.

## DuraNeonFlex



## Flexible design

Mouldable silicone profiles, ideal for curves, complex geometries and creative installations.

### Continuous 'neon' effect:

homogeneous, uninterrupted light for elegant, contemporary linear lighting.

### Variety of sizes and shapes:

each version is designed for specific applications – from decorative details to large surfaces.

### Protection and durability:

materials resistant to dust and moisture, also suitable for outdoor use (IP54/65/67/68).

### Colour characterisation:

available in different white tones, pure colours and RGB for dynamic scenography.

### Simple and efficient installation:

finished products and dedicated accessories for quick and safe assembly.

# DURASTRIP HV



## Linear light

Our mains-voltage LED strips follow a different design path: up to 50 metres of continuous light, with no external drivers and no complications. An essential, powerful solution that is surprisingly simple to install.

### Performance that simplifies

No driver, no bulk, no interruptions. The integrated technology ensures stable brightness, Ra80 colour rendering, and long-lasting reliability.

### Design without barriers

Long lines, fluid paths, architectural installations: IP65 allows light to be taken anywhere, even in demanding environments, while keeping a clean and uniform design.

### Immediate efficiency

Optimised consumption, resistant materials and continuous performance: a solution that combines practicality, aesthetics and sustainability without compromise.

# Profiles



## Essential geometries

Aluminium profiles are the essential element that transforms light into architecture – surfaces that interact with materials and the overall design.

They ensure better thermal management, extending the lifespan of LED strips.

They protect the strips from impacts, dust and moisture, allow effective cleaning without risk to the LEDs and ensure easy maintenance.

### Installation precision:

every profile is designed to integrate elegantly: recessed to disappear, surface-mounted to emphasise, suspended to float.

### Dedicated diffusers:

opal, satin, micro-prismatic, smoked. To soften the light and achieve the desired effect.

### Design without barriers

Long lines, fluid paths, architectural installations: IP65 allows light to be taken anywhere, even in demanding environments, while keeping a clean and uniform design.

### Immediate efficiency

Optimised consumption, resistant materials and continuous performance: a solution that combines practicality, aesthetics and sustainability without compromise.

# Linear systems

## DURASTRIP COB



**46** **BASIC**  
DURASTRIP COB



**48** **PRO**  
DURASTRIP COB  
PRO

## DURASTRIP SELECT



**50** **BASIC**  
DURASTRIP SELECT  
140 IP20



**54** **BASIC**  
DURASTRIP SELECT  
140 IP65



**56** **BASIC**  
DURASTRIP SELECT  
240 IP20



**60** **BASIC**  
DURASTRIP SELECT  
240 IP65



**62** **BASIC**  
DURASTRIP SELECT  
IP20



**64** **BASIC**  
DURASTRIP SELECT  
IP65

# Linear systems

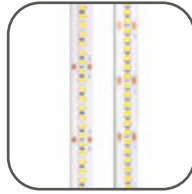
## DURASTRIP



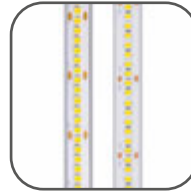
**68 PRO**  
DURASTRIP PRO  
IP20



**72 PRO**  
DURASTRIP PRO  
IP68




**76 PRO**  
DURASTRIP  
PRO240 IP20




**80 PRO**  
DURASTRIP  
PRO240 IP65



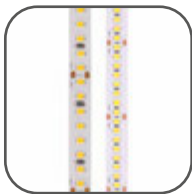
**82 PRO**  
DURASTRIP SMD  
PRO HE SHORT  
CUT



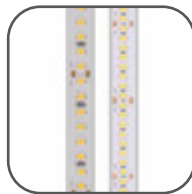
**86 PRO**  
DURASTRIP HIGH  
EFFICIENCY IP20



**90 PRO**  
DURASTRIP HIGH  
EFFICIENCY IP68



**94 PRO**  
DURASTRIP PRO  
EVO IP20



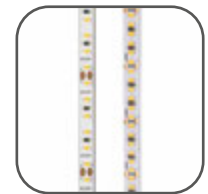
**98 PRO**  
DURASTRIP PRO  
EVO IP68



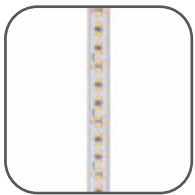
**102 PRO**  
DURASTRIP PURE  
WHITE



**104 PRO**  
DURASTRIP PURE  
COLORS



**106 PRO**  
DURASTRIP EXTRA  
NARROW IP20




**110 PRO**  
DURASTRIP EXTRA  
NARROW IP65




**112 PRO**  
DURASTRIP  
EXTRALONG 24V  
IP20



**116 PRO**  
DURASTRIP  
EXTRALONG 24V  
IP68




**118 PRO**  
DURASTRIP  
EXTRALONG 48V  
IP20



**120 PRO**  
DURASTRIP  
EXTRALONG 48V  
IP68



**122 PRO**  
DURASTRIP  
TUNABLE CCT



**124 PRO**  
DURASTRIP PRO60  
RGB IP20



**126 PRO**  
DURASTRIP PRO60  
RGB IP65



**128 PRO**  
DURASTRIP RGB +  
WHITE IP20



**130 PRO**  
DURASTRIP RGB +  
WHITE IP68



**132 PRO**  
DURASTRIP FOOD

# Linear systems

## DuraNeonFlex



**142** **PLUS**  
DuraNeonFlex  
TWIST



**146** **PRO**  
DuraNeonFlex  
SLIM



**150** **PRO**  
DuraNeonFlex  
CORNER



**154** **PRO**  
DuraNeonFlex  
ANGLED



**158** **PRO**  
DuraNeonFlex  
VERT DUAL



**162** **PRO**  
DuraNeonFlex-Q  
TOP EVO



**166** **PRO**  
DuraNeonFlex-Q  
VERT EVO



**170** **PRO**  
DuraNeonFlex  
BLACK SERIES -  
TOP



**174** **PRO**  
DuraNeonFlex  
BLACK SERIES -  
TOP RGBW



**178** **PRO**  
DuraNeonFlex  
BLACK SERIES -  
STRIPES



**182** **PRO**  
DuraNeonFlex  
HONEYCOMB  
BLACK



**186** **PRO**  
ARCHITECTURAL  
OPTICS


## DURASTRIP HiVolt



**198** **PRO**  
DURASTRIP HiVolt



**200** **PRO**  
DURASTRIP HiVolt  
ARCH DIMMABLE



**204** **PRO**  
DURASTRIP HiVolt  
CCT + DIM TO  
WARM

# Linear systems

## Surface profiles



**212**  
SURFACE PROFILES:  
PRAP



**214**  
SURFACE PROFILES:  
P025-S



**216**  
SURFACE PROFILES:  
P022



**218**  
FLEXIBLE PROFILES:  
P013



**220**  
SURFACE PROFILES:  
PRAP-U



**224**  
SURFACE PROFILES:  
P035-S



**226**  
SURFACE PROFILE  
P055-S

## Recessed profiles



**228**  
RECESSED  
PROFILES: P026-R



**230**  
RECESSED FLOOR  
PROFILES: P028




**232**  
RECESSED  
PROFILES: PRIN-U



**234**  
RECESSED  
PROFILES: P023



**222**  
RECESSED  
PROFILES: P068



**236**  
RECESSED  
PROFILES: PRIN



**238**  
RECESSED  
PROFILES: P035-R



**240**  
RECESSED  
PROFILES: P055-R



**242**  
PLASTERBOARD  
WITH INTEGRATED  
PROFILE: P090

# Linear systems

## Corner profiles



**244**  
45°CORNER  
PROFILES: P024



**246**  
CORNER PROFILES:  
PRAN



**248**  
ASYMMETRICAL  
CORNER PROFILES:  
P027



**250**  
PRAN-U CORNER  
PROFILES

## Decorative profiles



**252**  
DOT PROFILES: P010

## Plaster-in profiles



**254**  
PLASTER-IN  
PROFILES: P080



**256**  
PLASTER-IN  
PROFILES: P081



**257**  
PLASTER-IN  
PROFILES: P082



**258**  
PLASTER-IN  
PROFILES: P083

## Suspension profiles



**260**  
LINEAR PROFILES:  
P070

## Drivers / Controllers

### Constant voltage drivers

---



**264**  
DURASTRIP  
DRIVERS IP20



**265**  
DURASTRIP  
DRIVERS IP65 /  
IP67

### Dimmable constant voltage drivers

---



**267**  
DURASTRIP  
DRIVERS DALI



**268**  
DURASTRIP  
DRIVERS TRIAC/  
LEADING EDGE

### Control interfaces

---



**269**  
CONTROL  
INTERFACE

### DIMMER TOUCH - DMX

---



**271**  
TOUCH DIMMERS  
- DMX

## Drivers / Controllers

### Casambi accessories

---



**273**  
CASAMBI  
ACCESSORIES





# DURASTRIP







# DURASTRIP

The true protagonist in lighting projects



Eagle Mountain Casino, Porterville, CA  
Lighting Design: First Circle Design, Inc.  
Architects and Interior Design: HBG Design  
Photography: Peter Malinowski / Insite Photography

In the previous pages we illustrated the construction principles and performance features that define our strips. Here we present the available options to identify the solution most coherent with each lighting design:

• **Product type: BASIC, PLUS, PRO**

Each segment offers different levels of performance, durability, and investment, allowing both standard and complex or continuous projects to be addressed.

• **Light color**

From warmer tones (2200K) to cooler ones (6000K), including CCT, RGB/RGBW, or color-changing versions. Some color temperatures are available from stock, while others can be produced on request.

• **Number of LEDs per meter**


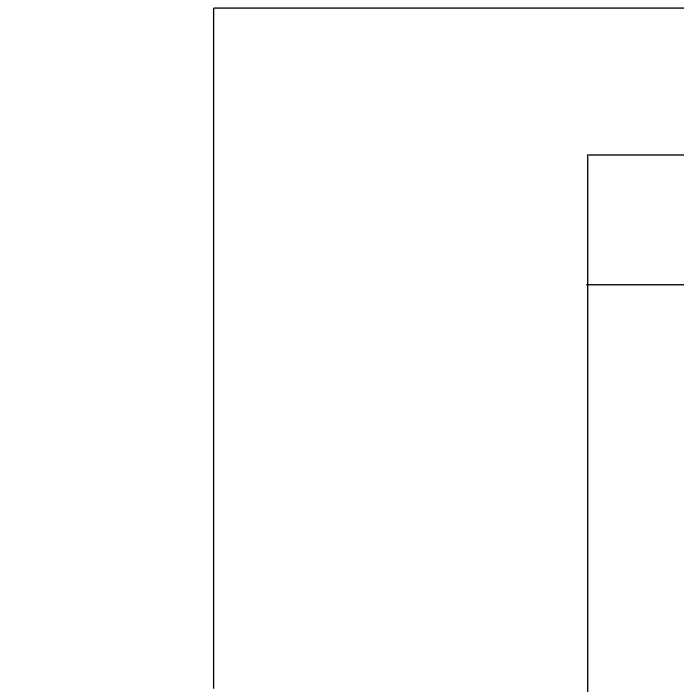
A decisive parameter for both luminous output and visual effect: continuous light, backlighting, accent lighting, or exposed installations.

• **Cutting step**

A fundamental design element when integrating the strip into coves, profiles, or complex geometries, ensuring millimetric precision.

• **IP rating**

Available in different variants to suit any application context: IP20 for dry indoor environments, IP54/65/67/68 for installations requiring resistance to dust, splashes, humidity or immersion. An essential aspect to ensure aesthetic continuity and durability in every situation.



**White light**

- General lighting
- Detail highlighting
- Area emphasis and differentiation
- White-tone light
- Intensity dimming



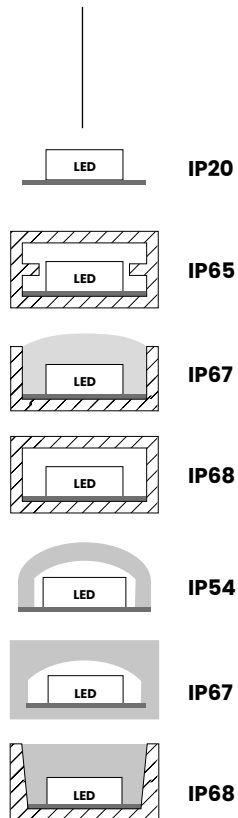
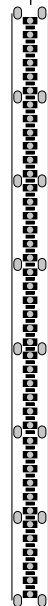
**Human centric**

- Modulable colour temperature
- Harmonisation of artificial light with people's circadian rhythm



**Light and colour**

- Emotional impact
- Colour effects
- Environmental shaping
- Colour variation



Customization Service

- simplify your work
- reduce costs
- have guaranteed ready-to-install products

See the Service Menu on the following pages



## DURASTRIP SUMMARY TABLE

PRODUCT FAMILY		Page	W/m min/ max	lm min/ max	Ra	V	IP 20	IP 65	IP 68	N° LED/m
DURASTRIP COB		46	7-10	600-1030	90	24 Vdc	●			320
<b>NEW</b> DURASTRIP COB PRO White Phosphorus		48	15-20	1500-2700	90	24 Vdc	●			320-288
<b>NEW</b> DURASTRIP COB PRO Yellow Phosphors		48	6-10-12-14	520-1550	90	24 Vdc	●			320-384 480-528
<b>NEW</b> DURASTRIP SELECT 140 IP65		54	11-14-19	1200-2500	90	24 Vdc		●		140
DURASTRIP SELECT 140 IP20		50	11-14-19-24	1300-2700	90	24 Vdc	●			140
<b>NEW</b> DURASTRIP SELECT 240 IP20		56	11-14-17- 19-21	1050-2450	90	24 Vdc	●			240
DURASTRIP SELECT 240 IP65		60	11-14	1050-1400	90	24 Vdc		●		240
DURASTRIP SELECT IP20		62	5-12-24	500-2250	90	24 Vdc	●			60-124
DURASTRIP SELECT IP65		64	5-12-24	490-2180	90	24 Vdc		●		60-124
DURASTRIP PRO IP20		68	5-10-12-15	340-1400	95	24 Vdc	●			60-120
DURASTRIP PRO IP68		72	5-10-12-15	340-1400	95	24 Vdc			●	60-120
DURASTRIP PRO240 IP20		76	14-19-24	1260-2200	95	24 Vdc	●			240
DURASTRIP PRO240 IP65		80	14-19-24	1260-2200	95	24 Vdc		●		240
<b>NEW</b> DURASTRIP SMD PRO HE SHORT CUT		82	11-14-21	1440-3000	95	24 Vdc	●			160-240
DURASTRIP HIGH EFFICIENCY IP20		86	7,2-21,6	1188-3800	92	24 Vdc	●			80-128-160-240
DURASTRIP HIGH EFFICIENCY IP68		90	7,2-21,6	1188-3800	92	24 Vdc			●	80-128-160-240

Visit the product family page to explore availability across all colour temperatures and to check whether certain versions (●) require a minimum order.



	2200K	2700K	3000K	3500K	4000K	6000K	L	LI	H	Cut pitch	max L upon order (m)				Type of light	Range
		●	●	●	●	●	5000	5	1,7	50	7W=14 10W=10	120°	25000 L70B20	G2		BASIC
		●	●	●	●	●	5000	08-10	2,5-2,9	15W--> Freecut; 20W 28	15W=6 20W=5	140°	50000 L70B50	G5h24		PRO
		●	●	●	●	●	3000 5000	3-5-8-10	1,4-2,3 2,7	8,5-21 46-50	6W=16 10W=10 12W=8 14W=7	140°	50000 L70B50	G5h24		PRO
		●	●	●	●	●	5000	10	4	50	11W=9 14W=7 19W=5	120°	30000 L70B20	G2		BASIC
		●	●	●	●	●	4000 5000	8-10	1	50	11W=9 14W=7 19W=5 24W=4	120°	30000 L70B20	G2		BASIC
		●	●	●	●	●	4000 5000	10	1	25	11W=9 14W=7 17W=6 19W=5 21W=5	120°	30000 L70B20	G2		BASIC
		●	●	●	●	●	5000	12	4	25	11W=9 14W=7	120°	30000 L70B20	G2		BASIC
		●	●	●	●	●	4000 5000	8-10	2,3	50-100	5W=19 12W=8 24W=4	120°	30000 L70B20	G2		BASIC
		●	●	●	●	●	4000 5000	11-13	5	50-100	5W=19 12W=8 24W=4	120°	30000 L70B20	G2		BASIC
	●	●	●	●	●	●	5000	10	2	100	5W=19 10W=10 12W=8 15W=6	120°	60000 L70B20	G5h24		PRO
	●	●	●	●	●	●	5000	12	5	100	5W=19 10W=10 12W=8 15W=6	120°	60000 L70B20	G5h24		PRO
		●	●	●	●	●	5000	10	1	25-33	14W=7 19W=5 24W=5	120°	50000 L70B20	G5h24		PRO
		●	●	●	●	●	5000	12	5	25-33	14W=7 19W=5 24W=5	120°	50000 L70B20	G5h24		PRO
		●	●	●	●	●	5000	5-8-10	1,5	6,5-8,5 FC	11W=9 14W=7 21W=5	120°	50000 L70B50	G5h24		PRO
		●	●	●	●	●	5000	10	1	10-62,5 50-33,3	7,2W=13 21,6W=5	120°	50000 L70B20	G5h24		PRO
		●	●	●	●	●	5000	12	4	10-62,5 50-33,3	7,2W=13 21,6W=5	120°	50000 L70B20	G5h24		PRO



## DURASTRIP SUMMARY TABLE

PRODUCT FAMILY		Page	W/m min/ max	lm min/ max	Ra	V	IP20	IP65	IP68	N° LED/m
DURASTRIP PRO EVO IP20		94	5-24	630-3360	92	24 Vdc	●			128-240
DURASTRIP PRO EVO IP68		98	5-22	600-2925	>92	24 Vdc			●	128-240
<b>NEW</b> DURASTRIP PURE COLORS		104	15	--	--	24 Vdc	●			126
<b>NEW</b> DURASTRIP PURE WHITE		102	14	1480-1660	90	24 Vdc				416
DURASTRIP EXTRA NARROW IP20		106	7,2-11	515-800	90	24 Vdc	●			180
DURASTRIP EXTRA NARROW IP65		110	11	720-800	90	24 Vdc		●		300
DURASTRIP EXTRALONG 24V IP20		112	11	695-715	90	24 Vdc	●			120
<b>NEW</b> DURASTRIP SMD PRO HE LONG		112	9	1350-1550	95	24 Vdc	●			160
DURASTRIP EXTRALONG 24V IP68		116	11	695-715	90	24 Vdc			●	120
DURASTRIP EXTRALONG 48V IP20		118	5,6	520-535	90	48 Vdc	●			84
<b>NEW</b> DURASTRIP EXTRALONG 48V IP68		120	5,6	520-535	90	48 Vdc			●	84
DURASTRIP TUNABLE CCT IP20		122	14-24	1080-2520	90	24 Vdc	●			240
DURASTRIP FOOD IP68		132	14	730-1180		24 Vdc			●	120
DURASTRIP PRO60 RGB IP20		124	10	--	80	24 Vdc	●			60
DURASTRIP PRO60 RGB IP65		126	10	--	80	24 Vdc			●	60
DURASTRIP RGB + WHITE IP20		128	15	520		24 Vdc	●			84
DURASTRIP RGB + WHITE IP68		130	15	520		24 Vdc			●	84

Visit the product family page to explore availability across all colour temperatures and to check whether certain versions (●) require a minimum order.



	2200K	2700K	3000K	3500K	4000K	6000K	L	L1	H	Cut pitch	max L upon order (m)				Type of light	Range
		●	●	●	●	●	5000	10	2	62,5 33,3	5W=19 10W=10 15W=6 24W=5	120°	50000 L70B20	G5h24		PRO
		●	●	●	●	●	5000	12	4	62,5 33,3	5W=19 10W=10 15W=6 22W=5	120°	50000 L70B20	G5h24		PRO
	RED						5000	20	1,8	55	15W=6	120°	50000 L70B50	G5h24		PRO
		●	●	●	●	●	5000	8-10	4-5	20	14W=7	130°	50000 L70B50	G5h24		PRO
	●	●	●	●	●	●	5000	5	1	20 33,33	7,2W=13 11W=9	120°	50000 L70B20	G5h24		PRO
	●	●	●	●	●	●	5000	8	4	20 33,33	7,2W=13 11W=9	120°	50000 L70B20	G5h24		PRO
		●	●	●	●	●	20000	10	1,7	41,67	11W=20	120°	50000 L70B20	G5h24		PRO
		●	●	●	●	●	10000	8	1,75	50	9W=11	120°	50000 L70B50	G5h24		PRO
		●	●	●	●	●	20000	12	5	41,67	11W=20	120°	50000 L70B20	G5h24		PRO
		●	●	●	●	●	50000	12	2	166,67	5,6W=50	120°	50000 L70B20	G5h24		PRO
		●	●	●	●	●	50000	14	5	166,67	5,6W=50	120°	50000 L70B20	G5h24		PRO
	1800 3500	2700 6500					5000	10	1	50	14W=7 24W=5	120°	50000 L70B20	G5h24		PRO
							5000	12	4	50	14W=7	120°	50000 L70B20	G5h24		PRO
	RGB						5000	10	2	100	10W=10	120°	50000 L70B20	G5h24		PRO
	RGB						5000	14	4	100	10W=10	120°	50000 L70B20	G5h24		PRO
	RGB+	●					5000	12,3	2,2	71,42	15W=6	120°	30000 L70B20	G3		PRO
	RGB+		●				5000	15	4	71,42	15W=6	120°	30000 L70B20	G3		PRO

## DURASTRIP COB

### FEATURES

The construction structure of COB strips allows the LEDs to be applied on the substrate in a continuous manner, optimizing all the space: the result is a continuous line of light, emphasized by the phosphate cover. The type of LEDs used emit less heat than the CHIPS normally used for strips, allowing very high efficiency and strong brightness even at low wattages.

### INSTALLATION

Complete with double-sided tape to attach to the surface. When using double-sided tape degrease the application surface adequately. Strips can be cut to size by following the cutting indications printed on the strips.

### USAGE INFORMATION

Dimmable 0-100% Flicker Free  
DALI - DMX - 1-10  
Analogue and digital domotic control systems  
Push Dali with ZKCD AFF controllers  
CASAMBI compatible

### POWER SUPPLY

Max current for single power supply: 4A.

### PACKAGING


Packaged in 5 meters reels.

### LED

320 LED/m  
Ra>90  
Lifetime: 25,000h  
Warranty: 3 years

### CONNECTIONS

IP20: terminals with free wires.



### CUSTOM PRODUCTIONS

See details at the beginning of Linear Systems 

Cutting Durastrip to size\*:

VA01

Fixed cost of piece work


\* Respect the cutting pitch. Supplied with 30 cm cable.

### LED SPACING AND PITCH CUT



## DURASTRIP COB

**BASIC** 24 Vdc Ra 90  25000 h L70B20 IP20 -25°C +35°C Risk Group 0   

W	W/m	lm/m	K	LED/m	L	L1	H		ART.
35	7	600	2700	320	5000	5	1.7	1 / 1	<b>03U272407INCB</b>
35	7	650	3000	320	5000	5	1.7	1 / 1	<b>03U302407INCB</b>
35	7	650	3500	320	5000	5	1.7	300 / 300	<b>03U352407INCB ♦</b>
35	7	790	4000	320	5000	5	1.7	1 / 1	<b>03U402407INCB</b>
35	7	790	6000	320	5000	5	1.7	1 / 1	<b>03U602407INCB</b>
50	10	890	2700	320	5000	8	1.7	1 / 1	<b>03U272410INCB</b>
50	10	920	3000	320	5000	8	1.7	1 / 1	<b>03U302410INCB</b>
50	10	920	3500	320	5000	8	1.7	300 / 300	<b>03U352410INCB ♦</b>
50	10	1030	4000	320	5000	8	1.7	1 / 1	<b>03U402410INCB</b>
50	10	1030	6000	320	5000	8	1.7	1 / 1	<b>03U602410INCB</b>

♦ Only available with MOQ ( 300 Reels of 5 mt ): contact sales department for more information.



		ART.
IP20 connector for 25W strips	1 / 1	<b>KT05IN-CON</b>
IP20 connector for 60W	1 / 1	<b>KT05IN-CON-HP</b>

DURASTRIP SELECT IP20 accessories (5 pcs).



		ART.
IP20 junction connector for 25W strips	1 / 1	<b>KT05IN-JUN</b>
IP20 junction connector for 60W strips	1 / 1	<b>KT05IN-JUN-HP</b>

DURASTRIP SELECT IP20 accessories (5 pcs).



		ART.
Additional cut and mount kit for Strip IP20	1 / 1	<b>KT7500</b>

This includes 4 terminal blocks - 15 cm wire - 8 terminal blocks - 12 silicone fixing bridges with screws. Compatible only with art. 07U272405IN-SB or with 96 W items of the 05U range.

## DURASTRIP COB PRO

COB PRO Strips adopt advanced “Flip-Chip” technology, allowing greater compactness and higher energy efficiency.  
COB PRO Strips are designed with a white profiling on both sides of the chip to prevent light dispersion and color temperature variation at the beam edges.  
The innovative protective structure ensures durability, long-term reliability, and extreme flexibility, with curves with bending radii up to 50 mm.

### TPOLOGY

Models with yellow and white phosphors.  
The white-phosphor model stands out for its high efficiency and unique design: SMD chips covered with white phosphors that homogenize the light emission.

### INSTALLATION

Complete with 3M double-sided tape to attach to the surface.  
When using double-sided tape degrease the application surface adequately.  
Various cutting pitch options in different models: tight cuts down to 6 mm and free-cut.

### USAGE INFORMATION

Dimmable 0-100% Flicker Free  
DALI - DMX - 1-10  
Analogue and digital domotic control systems  
Push Dali with ZKCAFF controllers  
CASAMBI compatible

### POWER SUPPLY

Max current for single power supply: 4A.

### PACKAGING

Packaged in 5 meters reels.  
**The 6W/m model is packaged in 3 m rolls.**

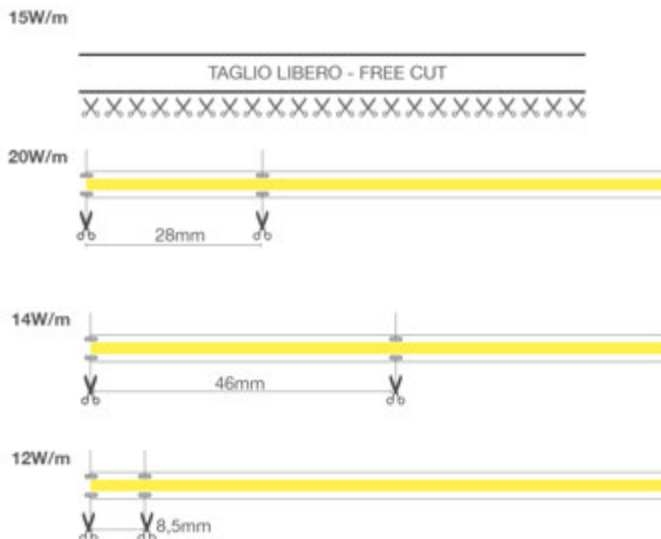
### ON REQUEST

All 8 mm and 10 mm DuraStrip COB PRO models can be ordered—with a minimum order of 20 reels—in different colour temperatures or with an IP65 rating.

### LED

SDCM from <1 to <5.

### LED SPACING AND PITCH CUT



### CUSTOM PRODUCTIONS

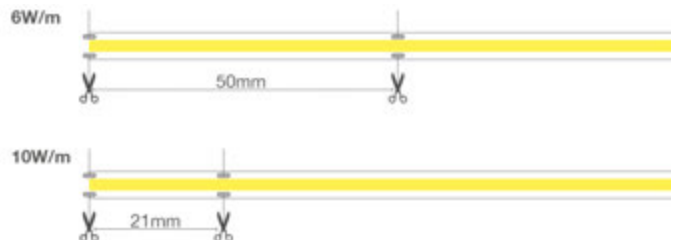
See details at the beginning of Linear Systems

Cutting DuraStrip to size\*:

Fixed cost of piece work

VA01


\* Respect the cutting pitch. Supplied with 30 cm cable.




# DURASTRIP COB PRO

<b>PRO</b>	24 Vdc	Ra 90		50000 h L70B50	IP20	-25°C +35°C	Risk Group I			140°		
------------	--------	-------	---	-------------------	------	----------------	-----------------	---	---	------	---	---

## COB PRO WHITE PHOSPHORES

	W	W/m	lm/m	K	LED/m	L	LI	H		ART.
<b>NEW</b>	75	15	1500	2700	320	5000	8	2.5	1 / 18	<b>06272415INWF</b>
<b>NEW</b>	75	15	1600	4000	320	5000	8	2.5	1 / 18	<b>06402415INWF</b>
<b>NEW</b>	100	20	2420	2700	288	5000	10	2.9	1 / 18	<b>06272420INWH</b>
<b>NEW</b>	100	20	2700	4000	288	5000	10	2.9	1 / 18	<b>06402420INWH</b>

## COB PRO YELLOW PHOSPHORES

	W	W/m	lm/m	K	LED/m	L	LI	H		ART.
<b>NEW</b>	18	6	510	2700	320	3000	3	1.4	1 / 20	<b>06272406INY3</b>
<b>NEW</b>	18	6	520	4000	320	3000	3	1.4	1 / 20	<b>06402406INY3</b>
<b>NEW</b>	18	6	530	2700	480	3000	5	1.4	1 / 20	<b>06272406INY5</b>
<b>NEW</b>	18	6	550	4000	480	3000	5	1.4	1 / 20	<b>06402406INY5</b>
<b>NEW</b>	50	10	970	2700	384	5000	8	2.3	1 / 18	<b>06272410INYH</b>
<b>NEW</b>	50	10	1060	4000	384	5000	8	2.3	1 / 18	<b>06402410INYH</b>
<b>NEW</b>	70	14	1410	2700	528	5000	10	2.3	1 / 18	<b>06272414INYH</b>
<b>NEW</b>	70	14	1550	4000	528	5000	10	2.3	1 / 18	<b>06402414INYH</b>
<b>NEW</b>	60	12	1170	2700	480	5000	8	2.7	1 / 18	<b>06272412INYS</b>
<b>NEW</b>	60	12	1250	4000	480	5000	8	2.7	1 / 18	<b>06402412INYS</b>



**NEW** COB PRO + SMD 240 LED Direct connector 8 mm



ART.


**NEW** COB PRO + SMD 240 LED Direct connector 10 mm

1 / 1

**KT06-1008**

**KT06-1010**

Fast, welding free connector for seamless connection (10 pcs).



**NEW** COB PRO + SMD 240 LED Terminal connector 8 mm



ART.

**NEW** COB PRO + SMD 240 LED Terminal connector 10 mm

1 / 1

**KT06-1108**

**KT06-1110**

Fast, welding free connector for seamless connection (10 pcs).



**NEW** COB PRO + SMD 240 LED wiring jumper 8 mm



ART.

**NEW** COB PRO + SMD 240 LED wiring jumper 10 mm

1 / 1

**KT06-1208**

**KT06-1210**

Fast, welding free connector for seamless connection (10 pcs).



**NEW** COB PRO + SMD 240 L-shaped connector 8 mm



ART.

**NEW** COB PRO + SMD 240 L-shaped connector 10 mm

1 / 1

**KT06-L08**

**KT06-L10**

Fast, welding free connector for seamless connection (10 pcs).

## DURASTRIP SELECT 140 IP20

DURASTRIP SELECT were designed to satisfy the range of use that requires an excellent product as well as cost optimization.

The SELECT range is produced with a single circuit substrate, a leaner production that takes advantage of production progress to obtain efficient strips with excellent light emission and colour control over time. Available also in IP65 version.

### INSTALLATION

The 11W/m, 14W/m, 19W/m strips can be installed directly on the application surface using the included double-sided 3M adhesive or fixing bridges.

When using double-sided tape degrease the application surface adequately.

**We recommend the using aluminium profiles with the 24W/m strips, in order to optimize heat dissipation.**

Strips can be cut to size by following the cutting indications printed on the strips.

### USAGE INFORMATION

Dimmable 0-100% Flicker Free

DALI - DMX - 1-10

Analogue and digital domotic control systems

Push Dali with ZKCDAFF controllers

CASAMBI compatible

### POWER SUPPLY

Max current for single power supply: 4A.

### PACKAGING

Packaged in 5 meters reels.

**The 24W/m=96W strip is packaged in a 4 m reel.**

### LED

LED 2835

140 LED/m

SDCM from <2 to <5.

### CONNECTIONS

IP20: terminals with free wires.



### CUSTOM PRODUCTIONS

See details at the beginning of Linear Systems 

Cutting Durastrip to size\*:

VA01

Fixed cost of piece work





\* Respect the cutting pitch. Supplied with 30 cm cable.

### LED SPACING AND PITCH CUT




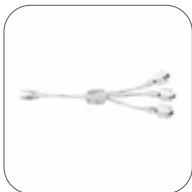
## DURASTRIP SELECT 140 IP20


**BASIC** 24 Vdc Ra 90  30000 h L70B20 IP20 -25°C +35°C Risk Group 0   120°  

	W	W/m	lm/m	K	LED/m	L	LI	H		ART.
NEW	55	11	1300	3000	140	5000	8	1	1 / 20	<b>01U302411IN-MB</b>
NEW	55	11	1400	4000	140	5000	8	1	1 / 20	<b>01U402411IN-MB</b>
NEW	55	11	1400	6000	140	5000	8	1	1 / 20	<b>01U602411IN-MB</b>
	70	14	1490	3000	140	5000	8	1	1 / 20	<b>01U302414IN-MB</b>
	70	14	1570	4000	140	5000	8	1	1 / 20	<b>01U402414IN-MB</b>
	70	14	1570	6000	140	5000	8	1	1 / 20	<b>01U602414IN-MB</b>
NEW	95	19	2500	3000	140	5000	10	1	1 / 20	<b>01U302419IN-MB</b>
NEW	95	19	2700	4000	140	5000	10	1	1 / 20	<b>01U402419IN-MB</b>
NEW	95	19	2700	6000	140	5000	10	1	1 / 20	<b>01U602419IN-MB</b>
	96	24	1950	3000	140	4000	10	1	1 / 20	<b>01U302424IN-MB</b>
	96	24	2050	4000	140	4000	10	1	1 / 20	<b>01U402424IN-MB</b>
	96	24	2150	6000	140	4000	10	1	1 / 20	<b>01U602424IN-MB</b>




		ART.
IP65 connector	1 / 1	<b>KT05EX-2FMC</b>
DURASTRIP SELECT IP65 female connector with 2 male output (2 pcs).		




		ART.
IP65 connector	1 / 1	<b>KT05EX-3FMC</b>
DURASTRIP SELECT IP65 female connector with 3 male output (2 pcs).		



		ART.
IP65/68 female connector	1 / 1	<b>KT05EX-FC</b>
DURASTRIP SELECT IP65 female connector (5 pcs).		





		ART.
IP65/68 M/F connector	1 / 1	<b>KT05EX-FMC</b>
DURASTRIP SELECT IP65 male-female connectors (5 pcs).		





		ART.
IP65/68 cut kit	1 / 1	<b>KT05EX-CK</b>
DURASTRIP SELECT IP65 cutting kit (10 end caps + 10 silicone clips).		

## Accessories DURASTRIP SELECT 140 IP20





		
Additional cut and mount kit for strip IP68 and IP65	1 / 1	<b>KT68PA</b>
This includes 4 terminal blocks with 15 cm wire, 10 silicone fixing bridges with screws.		



<b>NEW</b>		
COB PRO + SMD 240 LED Direct connector 10 mm	1 / 1	<b>KT06-1010</b>
Fast, welding free connector for seamless connection (10 pcs).		





<b>NEW</b>		
COB PRO + SMD 240 LED Terminal connector 10 mm	1 / 1	<b>KT06-1110</b>
Fast, welding free connector for seamless connection (10 pcs).		



<b>NEW</b>		
COB PRO + SMD 240 LED wiring jumper 10 mm	1 / 1	<b>KT06-1210</b>
Fast, welding free connector for seamless connection (10 pcs).		



<b>NEW</b>		
COB PRO + SMD 240 L-shaped connector 10 mm	1 / 1	<b>KT06-L10</b>
Fast, welding free connector for seamless connection (10 pcs).		



CATEDRAL DE SANTO ECCEHOMO  
Valledupar - Colombia  
Ingeniería: Schaller Tech  
Proyecto arquitectónico: Gustavo Vasquez  
Fotos: Sebastian Franco

## DURASTRIP SELECT 140 IP65

DURASTRIP SELECT were designed to satisfy the range of use that requires an excellent product as well as cost optimization.

The SELECT range is produced with a single circuit substrate, a leaner production that takes advantage of production progress to obtain efficient strips with excellent light emission and colour control over time.

Available also in IP65 version.

### INSTALLATION

Complete with 3M double-sided tape to attach to the surface and jumpers to be screwed to the surface.

When using double-sided tape degrease the application surface adequately.

Strips can be cut to size by following the cutting indications printed on the strips.

For IP65 strips, restore the IP protection after cutting.

### USAGE INFORMATION

Dimmable 0-100% Flicker Free

DALI - DMX - 1-10

Analogue and digital domotic control systems

Push Dali with ZKCAFF controllers

CASAMBI compatible

### POWER SUPPLY

Max current for single power supply: 4A.

### PACKAGING

Packaged in 5 meters reels.

### LED

LED 2835

140 LED/m

SDCM from <1 to <5.

### CONNECTIONS

IP65: complete with a 15 cm long IP65 M/F cable on 2 sides.



### CUSTOM PRODUCTIONS

See details at the beginning of Linear Systems 

Cutting Durastrip to size\*:

VA01

Fixed cost of piece work





\* Respect the cutting pitch. Supplied with 30 cm cable.

### LED SPACING AND PITCH CUT



## DURASTRIP SELECT 140 IP65

**BASIC** 24 Vdc Ra 90  30000 h L70B20 IP65 -25°C +35°C Risk Group 0    

	W	W/m	lm/m	K	LED/m	L	LI	H		ART.
NEW	55	11	1200	3000	140	5000	8	4	1 / 10	<b>01U302411EX-MB</b>
NEW	55	11	1300	4000	140	5000	8	4	1 / 10	<b>01U402411EX-MB</b>
NEW	55	11	1300	6000	140	5000	8	4	1 / 10	<b>01U602411EX-MB</b>
	70	14	1430	3000	140	5000	10	4	1 / 10	<b>01U302414EX-MB</b>
	70	14	1510	4000	140	5000	10	4	1 / 10	<b>01U402414EX-MB</b>
	70	14	1510	6000	140	5000	10	4	1 / 10	<b>01U602414EX-MB</b>
NEW	95	19	2400	3000	140	5000	10	4	1 / 10	<b>01U302419EX-MB</b>
NEW	95	19	2500	4000	140	5000	10	4	1 / 10	<b>01U402419EX-MB</b>
NEW	95	19	2500	6000	140	5000	10	4	1 / 10	<b>01U602419EX-MB</b>



		ART.
IP65 connector	1 / 1	<b>KT05EX-2FMC</b>

DURASTRIP SELECT IP65 female connector with 2 male output (2 pcs).



		ART.
IP65 connector	1 / 1	<b>KT05EX-3FMC</b>

DURASTRIP SELECT IP65 female connector with 3 male output (2 pcs).



		ART.
IP65/68 female connector	1 / 1	<b>KT05EX-FC</b>

DURASTRIP SELECT IP65 female connector (5 pcs).



		ART.
IP65/68 M/F connector	1 / 1	<b>KT05EX-FMC</b>


DURASTRIP SELECT IP65 male-female connectors (5 pcs).



		ART.
IP65/68 cut kit	1 / 1	<b>KT05EX-CK</b>

DURASTRIP SELECT IP65 cutting kit (10 end caps + 10 silicone clips).



		ART.
Additional cut and mount kit for strip IP68 and IP65	1 / 1	<b>KT68PA</b>

This kit includes 4 terminal blocks with 15 cm wire, 10 silicone fixing bridges with screws.

## DURASTRIP SELECT 240 IP20

DURASTRIP SELECT were designed to satisfy the range of use that requires an excellent product as well as cost optimization.

The SELECT range is produced with a single circuit substrate, a leaner production that takes advantage of production progress to obtain efficient strips with excellent light emission and colour control over time. Available also in IP65 version.

### INSTALLATION

Complete with 3M double-sided tape to attach to the surface and jumpers to be screwed to the surface. When using double-sided tape degrease the application surface adequately.

**We recommend the using aluminium profiles with the 24W/m strips, in order to optimize heat dissipation.**

Strips can be cut to size by following the cutting indications printed on the strips.

### USAGE INFORMATION

Dimmable 0-100% Flicker Free  
DALI - DMX - 1-10  
Analogue and digital domotic control systems  
Push Dali with ZKCD AFF controllers  
CASAMBI compatible

### POWER SUPPLY

Max current for single power supply: 4A.

### PACKAGING

Packaged in 5 meters reels.

**The 19W/m=76W strip and the 24W/m=96W strip are packaged in 4 m reels.**

### LED

LED 2835  
240 LED/m  
SDCM from <3 to <5.

### CONNECTIONS

IP20: terminals with free wires.



### CUSTOM PRODUCTIONS

See details at the beginning of Linear Systems 

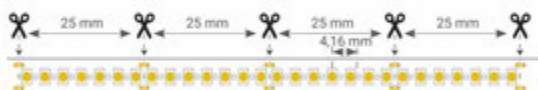
Cutting DuraStrip to size\*:

Fixed cost of piece work

VA01


\* Respect the cutting pitch. Supplied with 30 cm cable.

### LED SPACING AND PITCH CUT




## DURASTRIP SELECT 240 IP20


**BASIC** 24 Vdc Ra 90  30000 h L70B20 IP20 -25°C +35°C Risk Group 0    

	W	W/m	lm/m	K	LED/m	L	LI	H		ART.
	55	11	1050	3000	240	5000	10	1	1 / 20	<b>01U302411IN-TB</b>
	55	11	1100	4000	240	5000	10	1	1 / 20	<b>01U402411IN-TB</b>
	55	11	1150	6000	240	5000	10	1	1 / 20	<b>01U602411IN-TB</b>
	70	14	1300	3000	240	5000	10	1	1 / 20	<b>01U302414IN-TB</b>
	70	14	1330	4000	240	5000	10	1	1 / 20	<b>01U402414IN-TB</b>
	70	14	1400	6000	240	5000	10	1	1 / 20	<b>01U602414IN-TB</b>
<b>NEW</b>	85	17	1950	3000	240	5000	10	1	1 / 20	<b>01U302417IN-TB</b>
<b>NEW</b>	85	17	2010	4000	240	5000	10	1	1 / 20	<b>01U402417IN-TB</b>
<b>NEW</b>	85	17	2010	6000	240	5000	10	1	1 / 20	<b>01U602417IN-TB</b>
	76	19	1650	3000	240	4000	10	1	1 / 20	<b>01U302419IN-TB</b>
	76	19	1710	4000	240	4000	10	1	1 / 20	<b>01U402419IN-TB</b>
	76	19	1800	6000	240	4000	10	1	1 / 20	<b>01U602419IN-TB</b>
<b>NEW</b>	105	21	2300	3000	240	5000	10	1	1 / 20	<b>01U302421IN-TB</b>
<b>NEW</b>	105	21	2450	4000	240	5000	10	1	1 / 20	<b>01U402421IN-TB</b>
<b>NEW</b>	105	21	2450	6000	240	5000	10	1	1 / 20	<b>01U602421IN-TB</b>
	96	24	2000	3000	240	4000	10	1	1 / 20	<b>01U302424IN-TB</b>
	96	24	2100	4000	240	4000	10	1	1 / 20	<b>01U402424IN-TB</b>
	96	24	2200	6000	240	4000	10	1	1 / 20	<b>01U602424IN-TB</b>




		ART.
IP65 connector	1 / 1	<b>KT05EX-2FMC</b>
DURASTRIP SELECT IP65 female connector with 2 male output (2 pcs).		




		ART.
IP65 connector	1 / 1	<b>KT05EX-3FMC</b>
DURASTRIP SELECT IP65 female connector with 3 male output (2 pcs).		



		ART.
IP65/68 female connector	1 / 1	<b>KT05EX-FC</b>
DURASTRIP SELECT IP65 female connector (5 pcs).		



		ART.
IP65/68 M/F connector	1 / 1	<b>KT05EX-FMC</b>
DURASTRIP SELECT IP65 male-female connectors (5 pcs).		


Accessories

DURASTRIP SELECT 240 IP20



		<b>ART.</b>
IP65/68 cut kit	1 / 1	<b>KT05EX-CK</b>
DURASTRIP SELECT IP65 cutting kit (10 end caps + 10 silicone clips).		



		<b>ART.</b>
Additional cut and mount kit for strip IP68 and IP65	1 / 1	<b>KT68PA</b>
This kit includes 4 terminal blocks with 15 cm wire, 10 silicone fixing bridges with screws.		



Westin Anaheim Resort, Anaheim, CA  
First Circle Design  
Michael Hong Architects  
Photographer: Limeleaf Studios

## DURASTRIP SELECT 240 IP65

DURASTRIP SELECT were designed to satisfy the range of use that requires an excellent product as well as cost optimization.

The SELECT range is produced with a single circuit substrate, a leaner production that takes advantage of production progress to obtain efficient strips with excellent light emission and colour control over time. Available also in IP20 version.

### INSTALLATION

Complete with 3M double-sided tape to attach to the surface and jumpers to be screwed to the surface. When using double-sided tape degrease the application surface adequately.

**We recommend the using aluminium profiles with the 24W/m strips, in order to optimize heat dissipation.**

Strips can be cut to size by following the cutting indications printed on the strips.

For IP65 strips, restore the IP protection after cutting.

### USAGE INFORMATION

Dimmable 0-100% Flicker Free

DALI - DMX - 1-10

Analogue and digital domotic control systems

Push Dali with ZKCDAFF controllers

CASAMBI compatible

### POWER SUPPLY

Max current for single power supply: 4A.

### PACKAGING

Packaged in 5 meters reels.

### LED

LED 2835

240 LED/m

### CONNECTIONS

IP65: complete with a 15 cm long IP65 M/F cable on 2 sides.



### CUSTOM PRODUCTIONS

See details at the beginning of Linear Systems 

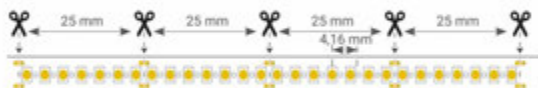
Cutting Durastrip to size\*:

VA01

Fixed cost of piece work


\* Respect the cutting pitch. Supplied with 30 cm cable.

### LED SPACING AND PITCH CUT




## DURASTRIP SELECT 240 IP65


<b>BASIC</b>	24 Vdc	Ra 90		30000 h L70B20	IP65	-25°C +35°C	Risk Group 0				
--------------	--------	-------	---	-------------------	------	----------------	-----------------	---	---	---	---

W	W/m	lm/m	K	LED/m	L	LI	H		ART.
55	11	1050	3000	240	5000	12	4	1 / 10	<b>01U302411EX-TB</b>
55	11	1100	4000	240	5000	12	4	1 / 10	<b>01U402411EX-TB</b>
55	11	1150	6000	240	5000	12	4	1 / 10	<b>01U602411EX-TB</b>
70	14	1300	3000	240	5000	12	4	1 / 10	<b>01U302414EX-TB</b>
70	14	1330	4000	240	5000	12	4	1 / 10	<b>01U402414EX-TB</b>
70	14	1400	6000	240	5000	12	4	1 / 10	<b>01U602414EX-TB</b>




		ART.
IP65 connector	1 / 1	<b>KT05EX-2FMC</b>
DURASTRIP SELECT IP65 female connector with 2 male output (2 pcs).		




		ART.
IP65 connector	1 / 1	<b>KT05EX-3FMC</b>
DURASTRIP SELECT IP65 female connector with 3 male output (2 pcs).		



		ART.
IP65/68 female connector	1 / 1	<b>KT05EX-FC</b>
DURASTRIP SELECT IP65 female connector (5 pcs).		



		ART.
IP65/68 M/F connector	1 / 1	<b>KT05EX-FMC</b>
DURASTRIP SELECT IP65 male-female connectors (5 pcs).		



		ART.
IP65/68 cut kit	1 / 1	<b>KT05EX-CK</b>
DURASTRIP SELECT IP65 cutting kit (10 end caps + 10 silicone clips).		

## DURASTRIP SELECT IP20

DURASTRIP SELECT were designed to satisfy the range of use that requires an excellent product as well as cost optimization.

The SELECT range is produced with a single circuit substrate, a leaner production that takes advantage of production progress to obtain efficient strips with excellent light emission and colour control over time. Available also in IP65 version.

### INSTALLATION

The 25W and 60W strips can be installed directly on the application surface using the included double-sided 3M adhesive or bridges: we recommend the use of aluminium profiles only with 96W strips, in order to optimize heat dissipation.

When using double-sided tape degrease the application surface adequately.

Strips can be cut to size by following the cutting indications printed on the strips.

### USAGE INFORMATION

Dimmable 0-100% Flicker Free

DALI - DMX - 1-10

Analogue and digital domotic control systems

Push Dali with ZKCDAFF controllers

CASAMBI compatible

### POWER SUPPLY

Max current for single power supply: 4A.

### PACKAGING

Packaged in 5 meters reels.

**The 24W/m=96W strip is packaged in a 4 m reel.**

### LED

LED 2835

SDCM from <2 to <5.

### CONNECTIONS

Free wires.



### CUSTOM PRODUCTIONS

See details at the beginning of Linear Systems 

Cutting Durastrip to size\*:

Fixed cost of piece work

\* Respect the cutting pitch. Supplied with 30 cm cable.

VA01


### LED SPACING AND PITCH CUT

5W/m, 12W/m



## DURASTRIP SELECT IP20


**BASIC** 24 Vdc Ra 90  30000 h L70B20 IP20 -25°C +35°C Risk Group 0   120°  

W	W/m	lm/m	K	LED/m	L	LI	H		ART.
25	5	500	2700	60	5000	8	2.3	1 / 20	<b>05U272405IN</b>
25	5	520	3000	60	5000	8	2.3	1 / 20	<b>05U302405IN</b>
25	5	560	4000	60	5000	8	2.3	1 / 20	<b>05U402405IN</b>
25	5	560	6000	60	5000	8	2.3	1 / 20	<b>05U652405IN</b>
60	12	1100	2700	60	5000	10	2.3	1 / 20	<b>05U272412IN</b>
60	12	1160	3000	60	5000	10	2.3	1 / 20	<b>05U302412IN</b>
60	12	1210	4000	60	5000	10	2.3	1 / 20	<b>05U402412IN</b>
60	12	1210	6000	60	5000	10	2.3	1 / 20	<b>05U652412IN</b>
96	24	2040	2700	124	4000	8	2.3	1 / 20	<b>05U272424IN</b>
96	24	2100	3000	124	4000	8	2.3	1 / 20	<b>05U302424IN</b>
96	24	2250	4000	124	4000	8	2.3	1 / 20	<b>05U402424IN</b>
96	24	2250	6000	124	4000	8	2.3	1 / 20	<b>05U652424IN</b>




		ART.
IP20 connector for 25W strips	1 / 1	<b>KT05IN-CON</b>
IP20 connector for 60W	1 / 1	<b>KT05IN-CON-HP</b>
DURASTRIP SELECT IP20 accessories (5 pcs).		



		ART.
IP20 junction connector for 25W strips	1 / 1	<b>KT05IN-JUN</b>
IP20 junction connector for 60W strips	1 / 1	<b>KT05IN-JUN-HP</b>
DURASTRIP SELECT IP20 accessories (5 pcs).		



		ART.
Additional cut and mount kit for Strip IP20	1 / 1	<b>KT7500</b>
This includes 4 terminal blocks - 15 cm wire - 8 terminal blocks - 12 silicone fixing bridges with screws. Compatible only with art. 07U272405IN-SB or with 96 W items of the 05U range.		

## DURASTRIP SELECT IP65

DURASTRIP SELECT were designed to satisfy the range of use that requires an excellent product as well as cost optimization.

The SELECT range is produced with a single circuit substrate, a leaner production that takes advantage of production progress to obtain efficient strips with excellent light emission and colour control over time. Available in an IP20 and IP65 version.

### INSTALLATION

The 25W and 60W strips can be installed directly on the application surface using the included double-sided 3M adhesive or bridges: we recommend the using aluminium profiles only with the 96W strips, in order to optimize heat dissipation.

When using double-sided tape decrease the application surface adequately.

### USAGE INFORMATION

Dimmable 0-100% Flicker Free  
DALI - DMX - 1-10  
Analogue and digital domotic control systems  
Push Dali with ZKCDAFF controllers  
CASAMBI compatible

### POWER SUPPLY

Max current for single power supply: 4A.

### PACKAGING

Packaged in 5 meters reels.  
The 24W/m=96W strip is packaged in a 4 m reel.

### CONNECTIONS

IP65: complete with a 15 cm long IP65 M/F cable on 2 sides.  
Strips can be cut to size by following the cutting indications printed on the strips.  
For IP65/IP68 strips, restore the IP protection after cutting.



### CUSTOM PRODUCTIONS

See details at the beginning of Linear Systems 

Cutting Durastrip to size\*:

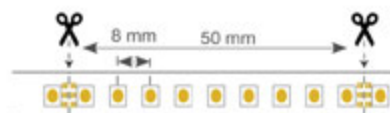
VA01

Fixed cost of piece work

\* Respect the cutting pitch. Supplied with 30 cm cable.


### LED SPACING AND PITCH CUT

5W/m, 12W/m



## DURASTRIP SELECT IP65

**BASIC** 24 Vdc Ra 90  30000 h L70B20 IP65 -25°C +35°C Risk Group 0    

W	W/m	lm/m	K	LED/m	L	LI	H		ART.
25	5	490	2700	60	5000	11	5	1 / 10	<b>05U272405EX</b>
25	5	505	3000	60	5000	11	5	1 / 10	<b>05U302405EX</b>
25	5	545	4000	60	5000	11	5	1 / 10	<b>05U402405EX</b>
25	5	545	6000	60	5000	11	5	1 / 10	<b>05U652405EX</b>
60	12	1075	2700	60	5000	13	5	1 / 10	<b>05U272412EX</b>
60	12	1130	3000	60	5000	13	5	1 / 10	<b>05U302412EX</b>
60	12	1180	4000	60	5000	13	5	1 / 10	<b>05U402412EX</b>
60	12	1180	6000	60	5000	13	5	1 / 10	<b>05U652412EX</b>
96	24	1980	2700	124	4000	13	5	1 / 10	<b>05U272424EX</b>
96	24	2040	3000	124	4000	13	5	1 / 10	<b>05U302424EX</b>
96	24	2180	4000	124	4000	13	5	1 / 10	<b>05U402424EX</b>
96	24	2180	6000	124	4000	13	5	1 / 10	<b>05U652424EX</b>



IP65/68 female connector

DURASTRIP SELECT IP65 female connector (5 pcs).



1 / 1

ART.

**KT05EX-FC**



IP65/68 M/F connector

DURASTRIP SELECT IP65 male-female connectors (5 pcs).



1 / 1

ART.

**KT05EX-FMC**



IP65 connector

DURASTRIP SELECT IP65 female connector with 2 male output (2 pcs).



1 / 1

ART.

**KT05EX-2FMC**



IP65 connector

DURASTRIP SELECT IP65 female connector with 3 male output (2 pcs).



1 / 1

ART.

**KT05EX-3FMC**



IP65/68 cut kit

DURASTRIP SELECT IP65 cutting kit (10 end caps + 10 silicone clips).





1 / 1

ART.

**KT05EX-CK**

Accessories  
DURASTRIP SELECT IP65



		
Additional cut and mount kit for strip IP68 and IP65	1 / 1	<b>KT68PA</b>
This includes 4 terminal blocks with 15 cm wire, 10 silicone fixing bridges with screws.		



Vea Marriott Resort & SPA - Newport beach  
Lighting Designer: First Circle Design Inc.  
Architect: Architects Orange  
Photography: Lime Leaf Studios

## DURASTRIP PRO IP20

DURASTRIP PRO uses “copper shielded” technology (complete copper coating on the circuit on both sides of the support) designed by our Research and Development Laboratory: the increased quantity of copper improves thermal management and ensures a longer life.

DURASTRIP PRO are produced with a dual circuit substrate: the power distributed to every circuit is less, the temperature is halved and the risk of power failures is eliminated.

Using LED 3528 limits the colour shifting effect on the beam emission angles.

### INSTALLATION

Complete with 3M double-sided tape to attach to the surface and jumpers to be screwed to the surface. When using double-sided tape degrease the application surface adequately. Strips can be cut to size by following the cutting indications printed on the strips.

### USAGE INFORMATION

Dimmable 0-100% Flicker Free  
DALI - DMX - 1-10  
Analogue and digital domotic control systems  
Push Dali with ZKCDAFF controllers  
CASAMBI compatible

### POWER SUPPLY

Max current for single power supply: 4A.

### PACKAGING

Packaged in 5 meters reels.

### LED

LED 3528  
120 LED/m  
Ra>95  
Lifetime: >60,000h  
Warranty: 5 years

### COLOUR OF THE LIGHT


Choice of white colour temperatures.

### BINNING

ANSI/SDCM: 2 step.

### CONNECTIONS

IP20: terminals with free wires.



### CUSTOM PRODUCTIONS

See details at the beginning of Linear Systems 


Cutting Durastrip to size\*:

VA01

Fixed cost of piece work


\* Respect the cutting pitch. Supplied with 30 cm cable.

### LED SPACING AND PITCH CUT



# DURASTRIP PRO IP20

**PRO** 24 Vdc | Ra 95 |  60000 h L70B20 | IP20 | -25°C +35°C | Risk Group 0 |  |  120° |  C UL US LISTED | 

W	W/m	lm/m	K	LED/m	L	L1	H		ART.
25	5	340	2200	120	5000	10	2	20 / 20	<b>07U222405IN</b> ◆
25	5	390	2700	120	5000	10	2	1 / 20	<b>07U272405IN</b>
25	5	410	3000	120	5000	10	2	1 / 20	<b>07U302405IN</b>
25	5	430	3500	120	5000	10	2	20 / 20	<b>07U352405IN</b> ◆
25	5	450	4000	120	5000	10	2	1 / 20	<b>07U402405IN</b>
25	5	450	6000	120	5000	10	2	20 / 20	<b>07U602405IN</b> ◆
45	10	850	2200	120	5000	10	2	20 / 20	<b>07U222410IN</b> ◆
45	10	850	2700	120	5000	10	2	1 / 20	<b>07U272410IN</b>
45	10	850	3000	120	5000	10	2	1 / 20	<b>07U302410IN</b>
45	10	850	3500	120	5000	10	2	20 / 20	<b>07U352410IN</b> ◆
45	10	900	4000	120	5000	10	2	1 / 20	<b>07U402410IN</b>
45	10	900	6000	120	5000	10	2	20 / 20	<b>07U602410IN</b> ◆
60	12	1150	2200	120	5000	10	2	20 / 20	<b>07U222412IN</b> ◆
60	12	1150	2700	120	5000	10	2	1 / 20	<b>07U272412IN</b>
60	12	1150	3000	120	5000	10	2	1 / 20	<b>07U302412IN</b>
60	12	1150	3500	120	5000	10	2	20 / 20	<b>07U352412IN</b> ◆
60	12	1200	4000	120	5000	10	2	1 / 20	<b>07U402412IN</b>
60	12	1200	6000	120	5000	10	2	20 / 20	<b>07U602412IN</b> ◆
75	15	1350	2200	120	5000	10	2	20 / 20	<b>07U222415IN</b> ◆
75	15	1350	2700	120	5000	10	2	1 / 20	<b>07U272415IN</b>
75	15	1350	3000	120	5000	10	2	1 / 20	<b>07U302415IN</b>
75	15	1350	3500	120	5000	10	2	20 / 20	<b>07U352415IN</b> ◆
75	15	1400	4000	120	5000	10	2	1 / 20	<b>07U402415IN</b>
75	15	1400	6000	120	5000	10	2	20 / 20	<b>07U602415IN</b> ◆

◆ Only available with MOQ ( 20 Reels of 5mt ): contact sales department for more information.



		ART.
Additional cut and mount kit for Strip IP20	1 / 1	<b>KT2PA</b>

This includes 4 terminal blocks with 15 cm wire, 10 silicone fixing bridges with screws. It can only be used with Durastrip PRO IP20 14W/m and 15W/m.



		ART.
Additional cut and mount kit for Strip IP20	1 / 1	<b>KT7500</b>

This includes 4 terminal blocks - 15 cm wire - 8 terminal blocks - 12 silicone fixing bridges with screws. Compatible only with art. 07U272405IN-SB or with 96 W items of the 05U range.

## Accessories DURASTRIP PRO IP20




IP65 connector		<b>ART.</b>
DURASTRIP SELECT IP65 female connector with 2 male output (2 pcs).	1 / 1	<b>KT05EX-2FMC</b>




IP65 connector		<b>ART.</b>
DURASTRIP SELECT IP65 female connector with 3 male output (2 pcs).	1 / 1	<b>KT05EX-3FMC</b>




IP65/68 female connector		<b>ART.</b>
DURASTRIP SELECT IP65 female connector (5 pcs).	1 / 1	<b>KT05EX-FC</b>




IP65/68 M/F connector		<b>ART.</b>
DURASTRIP SELECT IP65 male-female connectors (5 pcs).	1 / 1	<b>KT05EX-FMC</b>



Additional cut and mount kit for strip IP68 and IP65		<b>ART.</b>
This kit includes 4 terminal blocks with 15 cm wire, 10 silicone fixing bridges with screws.	1 / 1	<b>KT68PA</b>



IP65/68 cut kit		<b>ART.</b>
DURASTRIP SELECT IP65 cutting kit (10 end caps + 10 silicone clips).	1 / 1	<b>KT05EX-CK</b>



MUSEO DE PLATERÍA MAPUCHE  
Los Angeles - Santiago - Chile  
Lighting Designer: Studio DLD

## DURASTRIP PRO IP68

DURASTRIP PRO uses “copper shielded” technology (complete copper coating on the circuit on both sides of the support) designed by our Research and Development Laboratory: the increased quantity of copper improves thermal management and ensures a longer life. LED density constant on all powers: minimising the “dot” effect even with a grazing light. Using LED 3528 limits the colour shifting effect on the beam emission angles. Thanks to the new extrusion technology the colour temperature of DURASTRIP PRO IP68 is EXACTLY the same as DURASTRIP PRO IP20. A big advantage that makes it possible to use strips with different IP ratings in adjacent surroundings with the certainty of maintaining a constant light colour and the required effect.

### INSTALLATION

Complete with 3M double-sided tape to attach to the surface and jumpers to be screwed to the surface. When using double-sided tape degrease the application surface adequately. Strips can be cut to size by following the cutting indications printed on the strips. For IP65/IP68 strips, restore the IP protection after cutting.

### USAGE INFORMATION

Dimmable 0-100% Flicker Free  
DALI - DMX - 1-10  
Analogue and digital domotic control systems  
Push Dali with ZKCDAFF controllers  
CASAMBI compatible

### POWER SUPPLY

Max current for single power supply: 4A.

### PACKAGING

Packaged in 5 meters reels.

### LED

LED 3528  
120 LED/m - 240 LED/m  
Ra>95  
Lifetime: >60,000h  
Warranty: 5 years

### BINNING

ANSI/SDCM: 2 step.

### CONNECTIONS

Complete with a 15 cm long IP65/68 M/F cable on 2 sides.



### CUSTOM PRODUCTIONS

See details at the beginning of Linear Systems 


Cutting Durastrip to size\*:

VA01

Fixed cost of piece work

\* Respect the cutting pitch. Supplied with 30 cm cable.

### LED SPACING AND PITCH CUT




## DURASTRIP PRO IP68

PRO
24 Vdc
Ra 95

60000 h  
L70B20
IP68
-25°C  
+35°C
Risk  
Group 0






W	W/m	lm/m	K	LED/m	L	L1	H		ART.
25	5	340	2200	120	5000	12	5	20 / 20	<b>07U222405XO</b> ◆
25	5	390	2700	120	5000	12	5	1 / 20	<b>07U272405XO</b>
25	5	410	3000	120	5000	12	5	1 / 20	<b>07U302405XO</b>
25	5	430	3500	120	5000	12	5	20 / 20	<b>07U352405XO</b> ◆
25	5	450	4000	120	5000	12	5	1 / 20	<b>07U402405XO</b>
25	5	450	6000	120	5000	12	5	20 / 20	<b>07U602405XO</b> ◆
45	10	850	2200	120	5000	12	5	20 / 20	<b>07U222410XO</b> ◆
45	10	850	2700	120	5000	12	5	1 / 20	<b>07U272410XO</b>
45	10	850	3000	120	5000	12	5	1 / 20	<b>07U302410XO</b>
45	10	850	3500	120	5000	12	5	20 / 20	<b>07U352410XO</b> ◆
45	10	900	4000	120	5000	12	5	1 / 20	<b>07U402410XO</b>
45	10	900	6000	120	5000	12	5	20 / 20	<b>07U602410XO</b> ◆
60	12	1150	2200	120	5000	12	5	20 / 20	<b>07U222412XO</b> ◆
60	12	1150	2700	120	5000	12	5	1 / 20	<b>07U272412XO</b>
60	12	1150	3000	120	5000	12	5	1 / 20	<b>07U302412XO</b>
60	12	1150	3500	120	5000	12	5	20 / 20	<b>07U352412XO</b> ◆
60	12	1200	4000	120	5000	12	5	1 / 20	<b>07U402412XO</b>
60	12	1200	6000	120	5000	12	5	20 / 20	<b>07U602412XO</b> ◆
75	15	1350	2200	120	5000	12	5	20 / 20	<b>07U222415XO</b> ◆
75	15	1350	2700	120	5000	12	5	1 / 20	<b>07U272415XO</b>
75	15	1350	3000	120	5000	12	5	1 / 20	<b>07U302415XO</b>
75	15	1350	3500	120	5000	12	5	20 / 20	<b>07U352415XO</b> ◆
75	15	1400	4000	120	5000	12	5	1 / 20	<b>07U402415XO</b>
75	15	1400	6000	120	5000	12	5	20 / 20	<b>07U602415XO</b> ◆

◆ Only available with MOQ ( 20 Reels of 5mt ): contact sales department for more information.



		ART.
Additional cut and mount kit for strip IP68 and IP65	1 / 1	<b>KT68PA</b>

This kit includes 4 terminal blocks with 15 cm wire, 10 silicone fixing bridges with screws.



		ART.
IP65 connector	1 / 1	<b>KT05EX-2FMC</b>

DURASTRIP SELECT IP65 female connector with 2 male output (2 pcs).

## Accessories DURASTRIP PRO IP68



IP65 connector



1 / 1

ART.

**KT05EX-3FMC**

DURASTRIP SELECT IP65 female connector with 3 male output (2 pcs).



IP65/68 female connector



1 / 1

ART.

**KT05EX-FC**

DURASTRIP SELECT IP65 female connector (5 pcs).



IP65/68 M/F connector



1 / 1

ART.

**KT05EX-FMC**

DURASTRIP SELECT IP65 male-female connectors (5 pcs).



IP65/68 cut kit




1 / 1

ART.

**KT05EX-CK**

DURASTRIP SELECT IP65 cutting kit (10 end caps + 10 silicone clips).



VEA Marriott Resort & Spa Newport Beach, CA  
Lighting Design: First Circle Design, Inc.  
Architects: HBA, Gensler, Burton Studio, and Houston Tyner Architects  
Photography: © Henri Khodaverdi

## DURASTRIP PRO240 IP20

PRO240 is a range of strips with significant power, up to 24W/m. With an efficiency of 110lm/W and thanks to a narrow space between the LED sources, PRO240 is the strip to use when strong light emission is required, for example for installations at great heights. At the same time it guarantees extreme uniformity and colour reliability, made superlative by Ra>95. PRO240 are new generation strips which are increasingly efficient and reliable over time. Available in an IP20 and IP65 version.

### INSTALLATION

Complete with 3M double-sided tape to attach to the surface and jumpers to be screwed to the surface. When using double-sided tape degrease the application surface adequately.

**Always use with aluminium profiles for heat dissipation.** Strips can be cut to size by following the cutting indications printed on the strips.

### USAGE INFORMATION

Dimmable 0-100%  
DALI - DMX - 1-10  
Analogue and digital domotic control systems  
Push Dali with ZKCDAFF controllers  
CASAMBI compatible

### POWER SUPPLY

Max current for single power supply: 4A.

### PACKAGING

Packaged in 5 meters reels.

### LED


LED 2835  
240 LED/m  
Ra>90  
Lifetime: >50,000h  
Warranty: 5 years  
SDCM <3

### COLOUR OF THE LIGHT

Choice of white colour temperatures.

### CONNECTIONS

IP20: terminals with free wires.



### CUSTOM PRODUCTIONS

See details at the beginning of Linear Systems 

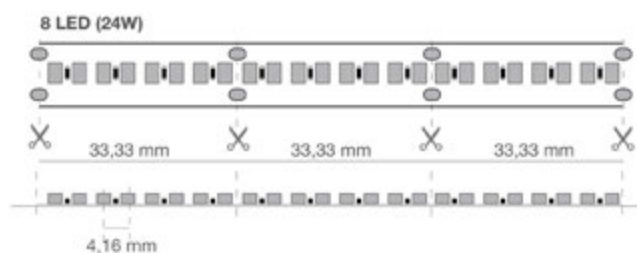
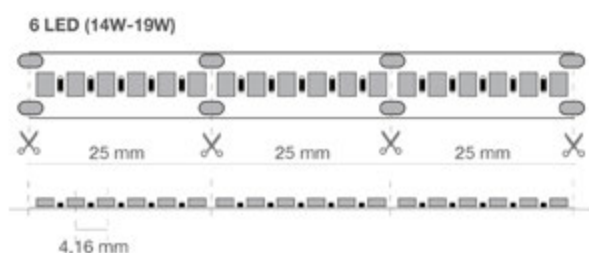
Cutting Durastrip to size\*:

Fixed cost of piece work

VA01


\* Respect the cutting pitch. Supplied with 30 cm cable.

### LED SPACING AND PITCH CUT




## DURASTRIP PRO240 IP20

<b>PRO</b>	24 Vdc	Ra 95		50000 h L70B20	IP20	-25°C +35°C	Risk Group 0				
------------	--------	-------	---	-------------------	------	----------------	-----------------	---	---	---	---

W	w/m	lm/m	K	LED/m	L	L1	H		ART.
70	14	1260	2700	240	5000	10	1	1 / 20	<b>07U272414IN-TB</b>
70	14	1330	3000	240	5000	10	1	1 / 20	<b>07U302414IN-TB</b>
70	14	1330	3500	240	5000	10	1	20 / 20	<b>07U352414IN-TB ♦</b>
70	14	1400	4000	240	5000	10	1	1 / 20	<b>07U402414IN-TB</b>
70	14	1400	6000	240	5000	10	1	1 / 20	<b>07U602414IN-TB</b>
95	19	1620	2700	240	5000	10	1	1 / 20	<b>07U272419IN-TB</b>
95	19	1710	3000	240	5000	10	1	1 / 20	<b>07U302419IN-TB</b>
96	19	1710	3500	240	5000	10	1	20 / 20	<b>07U352419IN-TB ♦</b>
95	19	1800	4000	240	5000	10	1	1 / 20	<b>07U402419IN-TB</b>
95	19	1800	6000	240	5000	10	1	1 / 20	<b>07U602419IN-TB</b>
120	24	2650	2700	240	5000	10	1	1 / 20	<b>07U272424IN-TB</b>
120	24	2750	3000	240	5000	10	1	1 / 20	<b>07U302424IN-TB</b>
120	24	2750	3500	240	5000	10	1	20 / 20	<b>07U352424IN-TB ♦</b>
120	24	2850	4000	240	5000	10	1	1 / 20	<b>07U402424IN-TB</b>
120	24	2850	6000	240	5000	10	1	1 / 20	<b>07U602424IN-TB</b>

♦ Only available with MOQ ( 20 Reels of 5mt ): contact sales department for more information.




		ART.
Additional cut and mount kit for strip IP68 and IP65	1 / 1	<b>KT68PA</b>
This includes 4 terminal blocks with 15 cm wire, 10 silicone fixing bridges with screws.		




		ART.
IP65/68 cut kit	1 / 1	<b>KT05EX-CK</b>
DURASTRIP SELECT IP65 cutting kit (10 end caps + 10 silicone clips).		



		ART.
IP65/68 female connector	1 / 1	<b>KT05EX-FC</b>
DURASTRIP SELECT IP65 female connector (5 pcs).		




		ART.
IP65/68 M/F connector	1 / 1	<b>KT05EX-FMC</b>
DURASTRIP SELECT IP65 male-female connectors (5 pcs).		


Accessories

DURASTRIP PRO240 IP20



			<b>ART.</b>
IP65 connector	1 / 1		<b>KT05EX-2FMC</b>
DURASTRIP SELECT IP65 female connector with 2 male output (2 pcs).			



			<b>ART.</b>
IP65 connector	1 / 1		<b>KT05EX-3FMC</b>
DURASTRIP SELECT IP65 female connector with 3 male output (2 pcs).			



Torre Hines, São Paulo do Brasil  
Photo: Tuca Reinés

## DURASTRIP PRO240 IP65

PRO240 is a range of strips with significant power, up to 24W/m. With an efficiency of 110lm/W and thanks to a narrow space between the LED sources, PRO240 is the strip to use when strong light emission is required, for example for installations at great heights. At the same time it guarantees extreme uniformity and colour reliability, made superlative by Ra>95. PRO240 are new generation strips which are increasingly efficient and reliable over time. Available in an IP20 and IP65 version.

### INSTALLATION

Complete with 3M double-sided tape to attach to the surface and jumpers to be screwed to the surface. When using double-sided tape degrease the application surface adequately.

**Always use with aluminium profiles for heat dissipation.** Strips can be cut to size by following the cutting indications printed on the strips. For IP65/IP68 strips, restore the IP protection after cutting.

### USAGE INFORMATION

Dimmable 0-100%  
DALI - DMX - 1-10  
Analogue and digital domotic control systems  
Push Dali with ZKCDAFF controllers  
CASAMBI compatible

### POWER SUPPLY

Max current for single power supply: 4A.

### PACKAGING

Packaged in 5 meters reels.

### LED

LED 2358  
240 LED/m  
Ra>90  
Lifetime: >50,000h  
Warranty: 5 years  
SDCM <3

### COLOUR OF THE LIGHT

Choice of white colour temperatures.

### CONNECTIONS

IP65: complete with a 15 cm long IP65/68 M/F cable on 2 sides.



### CUSTOM PRODUCTIONS

See details at the beginning of Linear Systems 

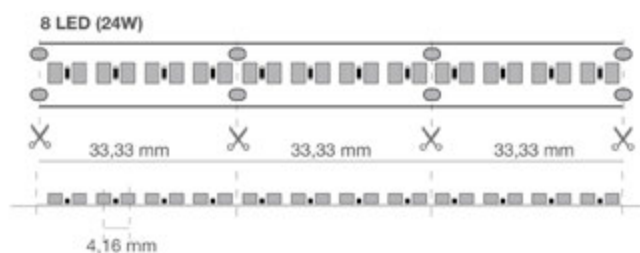
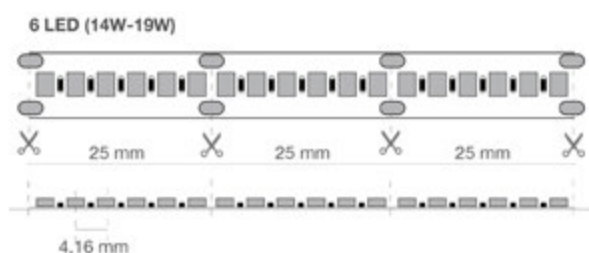
Cutting Durastrip to size\*:

Fixed cost of piece work

VA01


\* Respect the cutting pitch. Supplied with 30 cm cable.

### LED SPACING AND PITCH CUT




## DURASTRIP PRO240 IP65



W	W/m	lm/m	K	LED/m	L	L1	H		ART.
70	14	1260	2700	240	5000	12	5	1 / 10	<b>07U272414EX-TB</b>
70	14	1330	3000	240	5000	12	5	1 / 10	<b>07U302414EX-TB</b>
70	14	1330	3500	240	5000	12	5	20 / 20	<b>07U352414EX-TB</b> ♦
70	14	1400	6000	240	5000	12	5	1 / 10	<b>07U602414EX-TB</b>
70	14	1400	4000	240	5000	12	5	1 / 10	<b>07U402414EX-TB</b>
95	19	1620	2700	240	5000	12	5	1 / 10	<b>07U272419EX-TB</b>
95	19	1710	3000	240	5000	12	5	1 / 10	<b>07U302419EX-TB</b>
96	19	1710	3500	240	5000	12	5	20 / 20	<b>07U352419EX-TB</b> ♦
95	19	1800	4000	240	5000	12	5	1 / 10	<b>07U402419EX-TB</b>
95	19	1800	6000	240	5000	12	5	1 / 10	<b>07U602419EX-TB</b>
120	24	2250	2700	240	5000	12	5	1 / 10	<b>07U272424EX-TB</b>
120	24	2400	3000	240	5000	12	5	1 / 10	<b>07U302424EX-TB</b>
120	24	2400	3500	240	5000	12	5	20 / 20	<b>07U352424EX-TB</b> ♦
120	24	2500	4000	240	5000	12	5	1 / 10	<b>07U402424EX-TB</b>
120	24	2500	6000	240	5000	12	5	1 / 10	<b>07U602424EX-TB</b>

♦ Only available with MOQ ( 20 Reels of 5mt ): contact sales department for more information.



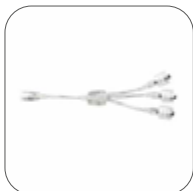
		ART.
Additional cut and mount kit for strip IP68 and IP65	1 / 1	<b>KT68PA</b>

This kit Includes 4 terminal blocks with 15 cm wire, 10 silicone fixing bridges with screws.



		ART.
IP65/68 M/F connector	1 / 1	<b>KT05EX-FMC</b>

DURASTRIP SELECT IP65 male-female connectors (5 pcs).



		ART.
IP65 connector	1 / 1	<b>KT05EX-3FMC</b>

DURASTRIP SELECT IP65 female connector with 3 male output (2 pcs).



		ART.
IP65 connector	1 / 1	<b>KT05EX-2FMC</b>

DURASTRIP SELECT IP65 female connector with 2 male output (2 pcs).

## DURASTRIP SMD PRO HE SHORT CUT

Extreme precision, surprising efficiency, more than 140 lm/watt.  
A high efficiency range to meet the needs of prestigious projects.  
Strip width from 5 to 10 mm depending on the power.  
Each model meets specific installation needs and all share excellent efficiency.  
Total freedom of installation, even in the smallest details.

### FEATURES

With only 14 W/m, they reach up to 2000 lm/m: a powerful light output designed for those who design with rigor and sensitivity.  
Maximum output: 3000 lm with 21 W/m.

### INSTALLATION

Complete with 3M double-sided tape to attach to the surface.  
When using double-sided tape degrease the application surface adequately.  
Strips can be cut to size by following the cutting indications printed on the strips.

### USAGE INFORMATION

Dimmable 0-100% Flicker Free  
DALI - DMX - 1-10  
Analogue and digital domotic control systems  
Push Dali with ZKCDAFF controllers  
CASAMBI compatible

### POWER SUPPLY

Max current for single power supply: 4A.

### PACKAGING

Packaged in 5 meters reels.

### LED


SDCM from <2 to <6.

### COLOUR OF THE LIGHT

Choice of white colour temperatures.

### CONNECTIONS

IP20: terminals with free wires.



### CUSTOM PRODUCTIONS

See details at the beginning of Linear Systems 

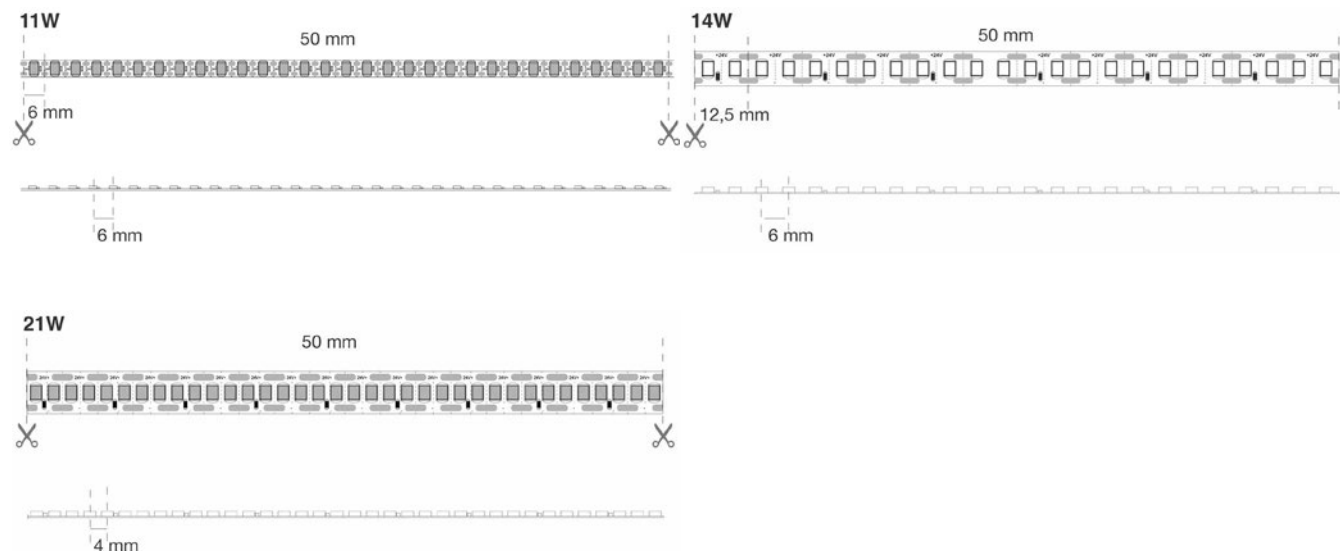
Cutting Durastrip to size\*:

Fixed cost of piece work

VA01

\* Respect the cutting pitch. Supplied with 30 cm cable.


### LED SPACING AND PITCH CUT



## DURASTRIP SMD PRO HE SHORT CUT


<b>PRO</b>	24 Vdc	Ra 90		50000 h L70B50	IP20	-25°C +35°C	Risk Group 1				
------------	--------	-------	---	-------------------	------	----------------	-----------------	---	---	---	---

### DURASTRIP HE SHORT CUT

	W	W/m	lm/m	K	LED/m	L	LI	H		ART.
<b>NEW</b>	55	11	1440	2700	160	5000	5	1.5	1 / 20	<b>07U272411IN-HF</b>
<b>NEW</b>	55	11	1520	3500	160	5000	5	1.5	20 / 20	<b>07U352411IN-HF</b> ♦
<b>NEW</b>	55	11	1600	4000	160	5000	5	1.5	1 / 20	<b>07U402411IN-HF</b>
<b>NEW</b>	55	11	1600	6000	160	5000	5	1.5	20 / 20	<b>07U602411IN-HF</b> ♦
<b>NEW</b>	70	14	1440	2700	160	5000	8	1.5	1 / 20	<b>07U272414IN-HF</b>
<b>NEW</b>	70	14	1900	3500	160	5000	8	1.5	20 / 20	<b>07U352414IN-HF</b> ♦
<b>NEW</b>	70	14	2000	4000	160	5000	8	1.5	1 / 20	<b>07U402414IN-HF</b>
<b>NEW</b>	70	14	2000	6000	160	5000	8	1.5	20 / 20	<b>07U602414IN-HF</b> ♦
<b>NEW</b>	105	21	2700	2700	240	5000	10	1.5	1 / 20	<b>07U272421IN-HS</b>
<b>NEW</b>	105	21	2850	3500	240	5000	10	1.5	20 / 20	<b>07U352421IN-HS</b> ♦
<b>NEW</b>	105	21	3000	4000	240	5000	10	1.5	1 / 20	<b>07U402421IN-HS</b>
<b>NEW</b>	105	21	3000	6000	240	5000	10	1.5	20 / 20	<b>07U602421IN-HS</b> ♦

♦ Only available with MOQ ( 20 Reels of 5mt ): contact sales department for more information.



		ART.
Additional cut and mount kit for strip IP68 and IP65	1 / 1	<b>KT68PA</b>

This kit Includes 4 terminal blocks with 15 cm wire, 10 silicone fixing bridges with screws.



		ART.
IP65/68 cut kit	1 / 1	<b>KT05EX-CK</b>

DURASTRIP SELECT IP65 cutting kit (10 end caps + 10 silicone clips).



		ART.
IP65/68 female connector	1 / 1	<b>KT05EX-FC</b>

DURASTRIP SELECT IP65 female connector (5 pcs).




		ART.
IP65/68 M/F connector	1 / 1	<b>KT05EX-FMC</b>

DURASTRIP SELECT IP65 male-female connectors (5 pcs).


Accessories

DURASTRIP SMD PRO HE SHORT CUT




IP65 connector		<b>ART.</b>
DURASTRIP SELECT IP65 female connector with 2 male output (2 pcs).	1 / 1	<b>KT05EX-2FMC</b>




IP65 connector		<b>ART.</b>
DURASTRIP SELECT IP65 female connector with 3 male output (2 pcs).	1 / 1	<b>KT05EX-3FMC</b>



<b>NEW</b> COB PRO + SMD 240 LED Direct connector 10 mm		<b>ART.</b>
Fast, welding free connector for seamless connection (10 pcs).	1 / 1	<b>KT06-1010</b>





<b>NEW</b> COB PRO + SMD 240 LED Terminal connector 10 mm		<b>ART.</b>
Fast, welding free connector for seamless connection (10 pcs).	1 / 1	<b>KT06-1110</b>



<b>NEW</b> COB PRO + SMD 240 LED wiring jumper 10 mm		<b>ART.</b>
Fast, welding free connector for seamless connection (10 pcs).	1 / 1	<b>KT06-1210</b>



<b>NEW</b> COB PRO + SMD 240 L-shaped connector 10 mm		<b>ART.</b>
Fast, welding free connector for seamless connection (10 pcs).	1 / 1	<b>KT06-L10</b>



Torre Hines, São Paulo do Brasil  
Photo: Tuca Reinés

## DURASTRIP HIGH EFFICIENCY IP20

A high efficiency range to meet the needs of prestigious projects.

With an efficiency of 180 lumens/watt, these strips emit from 1000 to 4000 lumens per metre, these strips are perfect for general lighting applications.

The High Efficiency line is characterised by excellent quality, reliability, high colour rendering, excellent white colour homogeneity, durability, long service life and great energy savings!

### FEATURES

White shades: 3000K and 4000K available, other colour temperatures on request and with MOQ.

### INSTALLATION

Complete with 3M double-sided tape to attach to the surface and jumpers to be screwed to the surface. When using double-sided tape decrease the application surface adequately. Strips can be cut to size by following the cutting indications printed on the strips.

### USAGE INFORMATION

Dimmable 0-100% Flicker Free  
DALI - DMX - 1-10  
Analogue and digital domotic control systems  
Push Dali with ZKCDAFF controllers  
CASAMBI compatible

### POWER SUPPLY

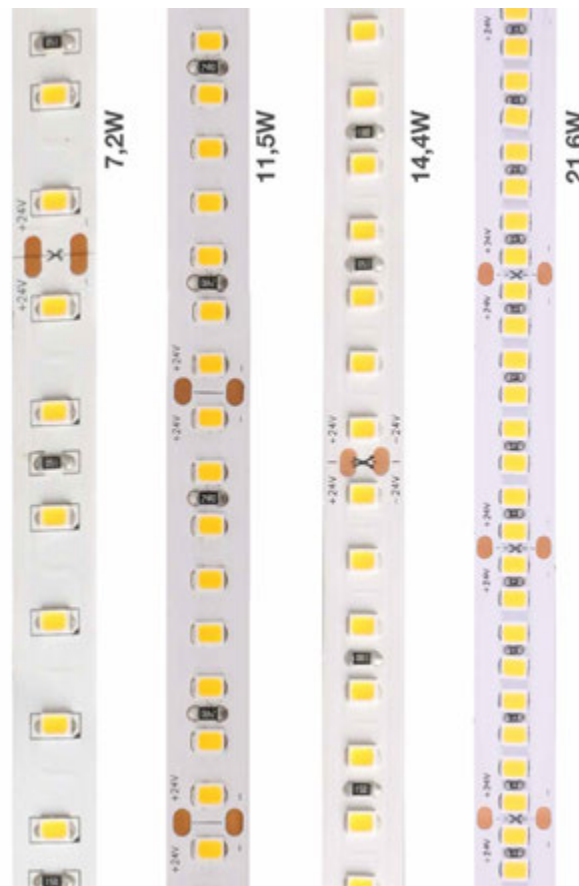
Max current for single power supply: 4A.

### COLOUR OF THE LIGHT

Choice of white colour temperatures.

### CONNECTIONS

IP20: terminals with free wires.



### CUSTOM PRODUCTIONS

See details at the beginning of Linear Systems 

Cutting Durastrip to size\*:


Fixed cost of piece work

VA01

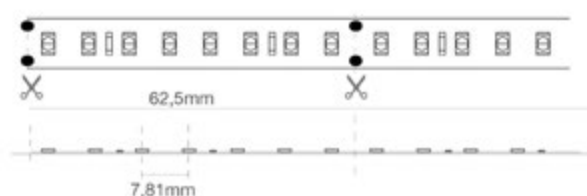
\* Respect the cutting pitch. Supplied with 30 cm cable.

### LED SPACING AND PITCH CUT

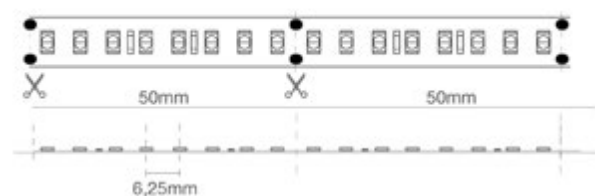
8 LED (7,2W)



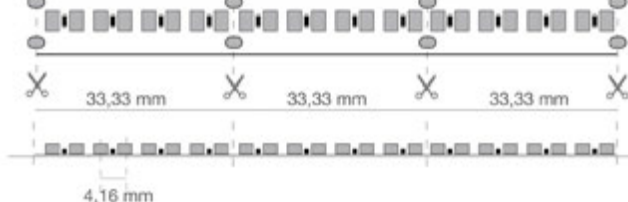
8 LED (11,5W)



8 LED (14,4W)




8 LED (21,6W)




## DURASTRIP HIGH EFFICIENCY IP20



W	w/m	lm/m	K	LED/m	L	L1	H		ART.
36	7.2	1188	2700	80	5000	10	1	1 / 20	<b>07U272407INHE</b>
36	7.2	1225	3000	80	5000	10	1	1 / 20	<b>07U302407INHE</b>
36	7.2	1225	3500	80	5000	10	1	20 / 20	<b>07U352407INHE</b> ◆
36	7.2	1265	4000	80	5000	10	1	1 / 20	<b>07U402407INHE</b>
36	7.2	1265	6000	80	5000	10	1	20 / 20	<b>07U602407INHE</b> ◆
58	11.5	1896	2700	128	5000	10	1	1 / 20	<b>07U272411INHE</b>
58	11.5	1955	3000	128	5000	10	1	1 / 20	<b>07U302411INHE</b>
58	11.5	1955	3500	128	5000	10	1	20 / 20	<b>07U352411INHE</b> ◆
58	11.5	2020	4000	128	5000	10	1	1 / 20	<b>07U402411INHE</b>
58	11.5	2020	6000	128	5000	10	1	20 / 20	<b>07U602411INHE</b> ◆
72	14.4	2377	2700	160	5000	10	1	1 / 20	<b>07U272414INHE</b>
72	14.4	2450	3000	160	5000	10	1	1 / 20	<b>07U302414INHE</b>
72	14.4	2450	3500	160	5000	10	1	20 / 20	<b>07U352414INHE</b> ◆
72	14.4	2530	4000	160	5000	10	1	1 / 20	<b>07U402414INHE</b>
72	14.4	2530	6000	160	5000	10	1	20 / 20	<b>07U602414INHE</b> ◆
108	21.6	3574	2700	240	5000	10	1	1 / 20	<b>07U272421INHE</b>
108	21.6	3685	3000	240	5000	10	1	1 / 20	<b>07U302421INHE</b>
108	21.6	3685	3500	240	5000	10	1	20 / 20	<b>07U352421INHE</b> ◆
108	21.6	3800	4000	240	5000	10	1	1 / 20	<b>07U402421INHE</b>
108	21.6	3800	6000	240	5000	10	1	20 / 20	<b>07U602421INHE</b> ◆

◆ Only available with MOQ ( 20 Reels of 5mt ): contact sales department for more information.



		ART.
Additional cut and mount kit for strip IP68 and IP65	1 / 1	<b>KT68PA</b>

This kit Includes 4 terminal blocks with 15 cm wire, 10 silicone fixing bridges with screws.



		ART.
IP65/68 cut kit	1 / 1	<b>KT05EX-CK</b>

DURASTRIP SELECT IP65 cutting kit (10 end caps + 10 silicone clips).

























		ART.
IP65/68 female connector	1 / 1	<b>KT05EX-FC</b>

DURASTRIP SELECT IP65 female connector (5 pcs).

Accessories

DURASTRIP HIGH EFFICIENCY IP20

	IP65/68 M/F connector DURASTRIP SELECT IP65 male-female connectors (5 pcs).		1/1	 <b>KT05EX-FMC</b>
	IP65 connector DURASTRIP SELECT IP65 female connector with 2 male output (2 pcs).		1/1	 <b>KT05EX-2FMC</b>
	IP65 connector DURASTRIP SELECT IP65 female connector with 3 male output (2 pcs).		1/1	 <b>KT05EX-3FMC</b>
	<b>NEW</b> COB PRO + SMD 240 LED Direct connector 10 mm Fast, welding free connector for seamless connection (10 pcs).		1/1	 <b>KT06-1010</b>
	<b>NEW</b> COB PRO + SMD 240 LED Terminal connector 10 mm Fast, welding free connector for seamless connection (10 pcs).		1/1	 <b>KT06-1110</b>
	<b>NEW</b> COB PRO + SMD 240 LED wiring jumper 10 mm Fast, welding free connector for seamless connection (10 pcs).		1/1	 <b>KT06-1210</b>
	<b>NEW</b> COB PRO + SMD 240 L-shaped connector 10 mm Fast, welding free connector for seamless connection (10 pcs).		1/1	 <b>KT06-L10</b>



Capilla Hacienda Las Marías - Colombia  
DesignLab by Schaller

## DURASTRIP HIGH EFFICIENCY IP68

A high efficiency range to meet the needs of prestigious projects. With an efficiency of 180 lumens/watt, these strips emit from 1000 to 4000 lumens per metre, these strips are perfect for general lighting applications. The High Efficiency line is characterised by excellent quality, reliability, high colour rendering, excellent white colour homogeneity, durability, long service life and great energy savings!

### FEATURES

White shades: 3000K and 4000K available, other colour temperatures on request and with MOQ.

### INSTALLATION

Complete with 3M double-sided tape to attach to the surface and jumpers to be screwed to the surface. When using double-sided tape decrease the application surface adequately. Strips can be cut to size by following the cutting indications printed on the strips.

### USAGE INFORMATION

Dimmable 0-100% Flicker Free  
DALI - DMX - 1-10  
Analogue and digital domotic control systems  
Push Dali with ZKCAFF controllers  
CASAMBI compatible

### POWER SUPPLY

Max current for single power supply: 4A.

### PACKAGING

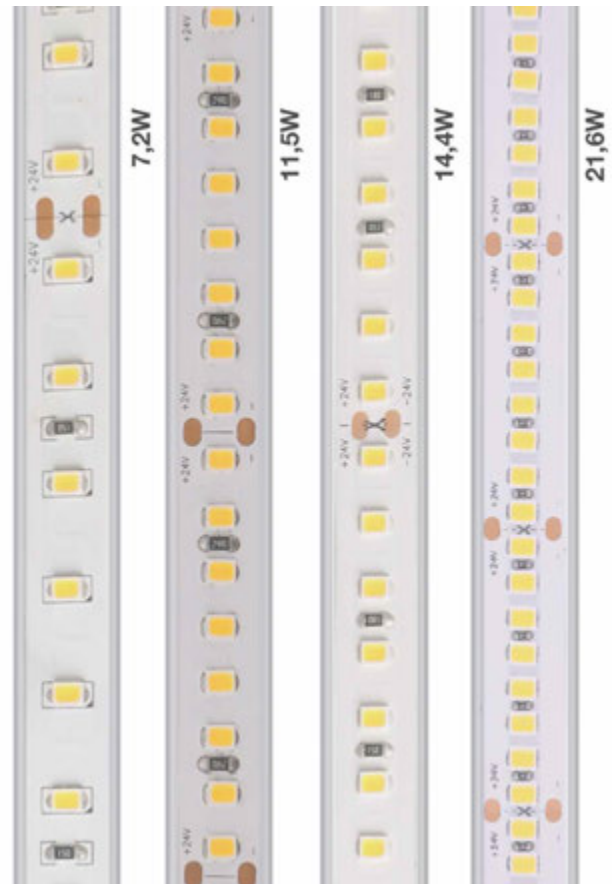
Packaged in 5 meters reels.

### COLOUR OF THE LIGHT

Choice of white colour temperatures.

### CONNECTIONS

Complete with a 15 cm long IP65/68 M/F cable on 2 sides.



### CUSTOM PRODUCTIONS

See details at the beginning of Linear Systems 

Cutting Durastrip to size\*:

Fixed cost of piece work

VA01

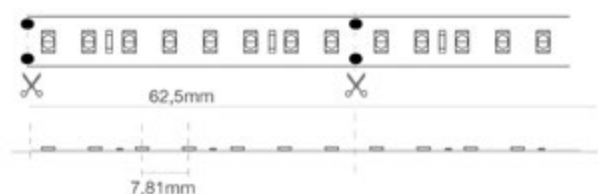
\* Respect the cutting pitch. Supplied with 30 cm cable.

### LED SPACING AND PITCH CUT

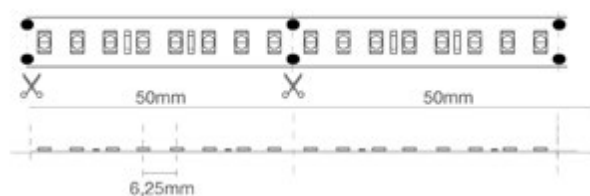
8 LED (7,2W)



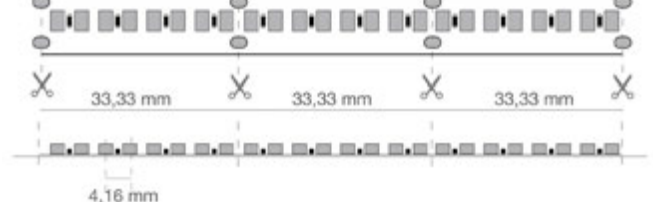
8 LED (11,5W)



8 LED (14,4W)



8 LED (21,6W)




## DURASTRIP HIGH EFFICIENCY IP68

PRO
24 Vdc
Ra 92

50000 h  
L70B20
IP68
-25°C  
+35°C
Risk  
Group 0






W	w/m	lm/m	K	LED/m	L	L1	H		ART.
36	7.2	1188	2700	80	5000	12	4	1 / 10	<b>07U272407XOHE</b>
36	7.2	1225	3000	80	5000	12	4	1 / 10	<b>07U302407XOHE</b>
36	7.2	1225	3500	80	5000	12	4	20 / 20	<b>07U352407XOHE</b> ♦
36	7.2	1265	4000	80	5000	12	4	1 / 10	<b>07U402407XOHE</b>
36	7.2	1265	6000	80	5000	12	4	20 / 20	<b>07U602407XOHE</b> ♦
58	11.5	1896	2700	128	5000	12	4	1 / 10	<b>07U272411XOHE</b>
58	11.5	1955	3000	128	5000	12	4	1 / 10	<b>07U302411XOHE</b>
58	11.5	1955	3500	128	5000	12	4	20 / 20	<b>07U352411XOHE</b> ♦
58	11.5	2020	4000	128	5000	12	4	1 / 10	<b>07U402411XOHE</b>
58	11.5	2020	6000	128	5000	12	4	20 / 20	<b>07U602411XOHE</b> ♦
72	14.4	2377	2700	160	5000	12	4	1 / 10	<b>07U272414XOHE</b>
72	14.4	2450	3000	160	5000	12	4	1 / 10	<b>07U302414XOHE</b>
72	14.4	2450	3500	160	5000	12	4	20 / 20	<b>07U352414XOHE</b> ♦
72	14.4	2530	4000	160	5000	12	4	1 / 10	<b>07U402414XOHE</b>
72	14.4	2530	6000	160	5000	12	4	20 / 20	<b>07U602414XOHE</b> ♦
108	21.6	3574	2700	240	5000	12	4	1 / 10	<b>07U272421XOHE</b>
108	21.6	3685	3000	240	5000	12	4	1 / 10	<b>07U302421XOHE</b>
108	21.6	3685	3500	240	5000	12	4	20 / 20	<b>07U352421XOHE</b> ♦
108	21.6	3800	4000	240	5000	12	4	1 / 10	<b>07U402421XOHE</b>
108	21.6	3800	6000	240	5000	12	4	20 / 20	<b>07U602421XOHE</b> ♦

♦ Only available with MOQ ( 20 Reels of 5mt ): contact sales department for more information.



		ART.
Additional cut and mount kit for strip IP68 and IP65	1 / 1	<b>KT68PA</b>

This kit Includes 4 terminal blocks with 15 cm wire, 10 silicone fixing bridges with screws.



		ART.
IP65/68 cut kit	1 / 1	<b>KT05EX-CK</b>

DURASTRIP SELECT IP65 cutting kit (10 end caps + 10 silicone clips).




		ART.
IP65/68 female connector	1 / 1	<b>KT05EX-FC</b>

DURASTRIP SELECT IP65 female connector (5 pcs).


Accessories

DURASTRIP HIGH EFFICIENCY IP68




		<b>ART.</b>
IP65/68 M/F connector	1 / 1	<b>KT05EX-FMC</b>
DURASTRIP SELECT IP65 male-female connectors (5 pcs).		



		<b>ART.</b>
IP65 connector	1 / 1	<b>KT05EX-2FMC</b>
DURASTRIP SELECT IP65 female connector with 2 male output (2 pcs).		



		<b>ART.</b>
IP65 connector	1 / 1	<b>KT05EX-3FMC</b>
DURASTRIP SELECT IP65 female connector with 3 male output (2 pcs).		



Capilla Hacienda Las Marías - Colombia  
DesignLab by Schaller

## DURASTRIP PRO EVO IP20

The PRO EVO line is characterized by the narrow pitch of the LEDs even on the smaller power 5W/m: a quality product with 140lm/W efficiency. Excellent colour rendering, Ra92, and a choice of 4 different wattages, from 5W per metre to 24W per metre. It can be used in any project and provides excellent energy savings in residential or commercial contexts.

### FEATURES

White shades: 3000K and 4000K available, other colour temperatures on request and with MOQ.

### INSTALLATION

Complete with 3M double-sided tape to attach to the surface and jumpers to be screwed to the surface. When using double-sided tape degrease the application surface adequately.

### USAGE INFORMATION

Dimmable 0-100% Flicker Free  
DALI - DMX - 1-10  
Analogue and digital domotic control systems  
Push Dali with ZKCDAFF controllers  
CASAMBI compatible

### POWER SUPPLY

Max current for single power supply: 4A.

### PACKAGING

Packaged in 5 meters reels.

### CONNECTIONS

IP20: terminals with free wires.



### CUSTOM PRODUCTIONS

See details at the beginning of Linear Systems 

Cutting Durastrip to size\*:

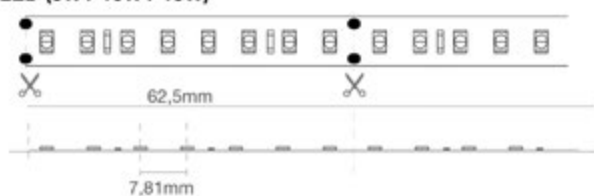
Fixed cost of piece work

VA01

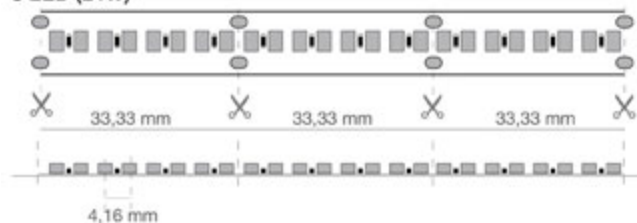
\* Respect the cutting pitch. Supplied with 30 cm cable.

### LED SPACING AND PITCH CUT

#### 8 LED (5W / 10W / 15W)



#### 8 LED (24W)




## DURASTRIP PRO EVO IP20

**PRO**
24 Vdc
Ra 92

50000 h L70B20
IP20
-25°C +35°C
Risk Group 0





W	w/m	lm/m	K	LED/m	L	L1	H		ART.
25	5	630	2700	128	5000	10	1	1 / 20	<b>07U272405INPE ▼</b>
25	5	680	3000	128	5000	10	1	1 / 20	<b>07U302405INPE ▼</b>
25	5	680	3500	128	5000	10	1	20 / 20	<b>07U352405INPE ▼</b>
25	5	700	4000	128	5000	10	1	1 / 20	<b>07U402405INPE ▼</b>
25	5	700	6000	128	5000	10	1	20 / 20	<b>07U602405INPE ▼</b>
50	10	1260	2700	128	5000	10	1	1 / 20	<b>07U272410INPE ▼</b>
50	10	1360	3000	128	5000	10	1	1 / 20	<b>07U302410INPE ▼</b>
50	10	1360	3500	128	5000	10	1	20 / 20	<b>07U352410INPE ▼</b>
50	10	1400	4000	128	5000	10	1	1 / 20	<b>07U402410INPE ▼</b>
50	10	1400	6000	128	5000	10	1	20 / 20	<b>07U602410INPE ▼</b>
75	15	1890	2700	128	5000	10	1	1 / 10	<b>07U272415INPE ▼</b>
75	15	2035	3000	128	5000	10	1	1 / 20	<b>07U302415INPE ▼</b>
75	15	2035	3500	128	5000	10	1	20 / 20	<b>07U352415INPE ▼</b>
75	15	2100	4000	128	5000	10	1	1 / 20	<b>07U402415INPE ▼</b>
75	15	2100	6000	128	5000	10	1	20 / 20	<b>07U602415INPE ▼</b>
120	24	3025	2700	240	5000	10	1	1 / 20	<b>07U272424INPE</b>
120	24	3260	3000	240	5000	10	1	1 / 10	<b>07U302424INPE</b>
120	24	3260	3500	240	5000	10	1	20 / 20	<b>07U352424INPE ◆</b>
120	24	3360	4000	240	5000	10	1	1 / 10	<b>07U402424INPE</b>
120	24	3360	6000	240	5000	10	1	20 / 20	<b>07U602424INPE ◆</b>

▼ To be discontinued.

◆ Only available with MOQ ( 20 Reels of 5mt ): contact sales department for more information.



Additional cut and mount kit for strip IP68 and IP65



1 / 1



**KT68PA**

This kit Includes 4 terminal blocks with 15 cm wire, 10 silicone fixing bridges with screws.



IP65/68 cut kit



1 / 1



**KT05EX-CK**

DURASTRIP SELECT IP65 cutting kit (10 end caps + 10 silicone clips).



IP65/68 female connector



1 / 1



**KT05EX-FC**

DURASTRIP SELECT IP65 female connector (5 pcs).

Accessories

DURASTRIP PRO EVO IP20



IP65/68 M/F connector

DURASTRIP SELECT IP65 male-female connectors (5 pcs).



1 / 1



**KT05EX-FMC**



IP65 connector

DURASTRIP SELECT IP65 female connector with 2 male output (2 pcs).



1 / 1



**KT05EX-2FMC**



IP65 connector

DURASTRIP SELECT IP65 female connector with 3 male output (2 pcs).



1 / 1



**KT05EX-3FMC**



## DURASTRIP PRO EVO IP68

The PRO EVO line is characterized by the narrow pitch of the LEDs even on the smaller power 5W/m: a quality product with 140lm/W efficiency. Excellent colour rendering, Ra92, and a choice of 4 different wattages, from 5W per metre to 22W per metre. It can be used in any project and provides excellent energy savings in residential or commercial contexts.

### FEATURES

White shades: 3000K and 4000K available, other colour temperatures on request and with MOQ.

### INSTALLATION

Complete with 3M double-sided tape to attach to the surface and jumpers to be screwed to the surface. When using double-sided tape degrease the application surface adequately.

### USAGE INFORMATION


Dimmable 0-100% Flicker Free  
DALI - DMX - 1-10  
Analogue and digital domotic control systems  
Push Dali with ZKCDAFF controllers  
CASAMBI compatible

### PACKAGING

Packaged in 5 meters reels.

### CONNECTIONS

To connect in series or parallel, see diagram in Info Tech pages.



### CUSTOM PRODUCTIONS

See details at the beginning of Linear Systems 

Cutting Durastrip to size\*:

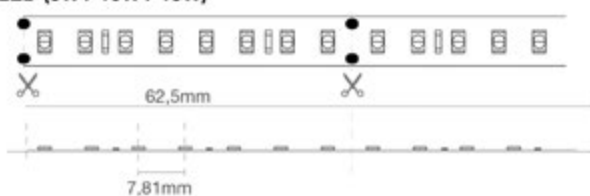
Fixed cost of piece work

VA01

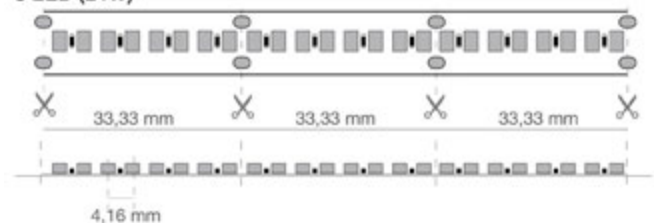
\* Respect the cutting pitch. Supplied with 30 cm cable.

### LED SPACING AND PITCH CUT

#### 8 LED (5W / 10W / 15W)




#### 8 LED (24W)



## DURASTRIP PRO EVO IP68



W	W/m	lm/m	K	LED/m	L	LI	H		ART.
25	5	600	2700	128	5000	12	4	1 / 10	<b>07U272405XOPE ▼</b>
25	5	645	3000	128	5000	12	4	1 / 10	<b>07U302405XOPE ▼</b>
25	5	645	3500	128	5000	12	4	20 / 20	<b>07U352405XOPE ▼</b>
25	5	665	4000	128	5000	12	4	1 / 10	<b>07U402405XOPE ▼</b>
25	5	665	6000	128	5000	12	4	20 / 20	<b>07U602405XOPE ▼</b>
50	10	1195	2700	128	5000	12	4	1 / 10	<b>07U272410XOPE ▼</b>
50	10	1290	3000	128	5000	12	4	1 / 10	<b>07U302410XOPE ▼</b>
50	10	1290	3500	128	5000	12	4	20 / 20	<b>07U352410XOPE ▼</b>
50	10	1330	4000	128	5000	12	4	1 / 10	<b>07U402410XOPE ▼</b>
50	10	1330	6000	128	5000	12	4	20 / 20	<b>07U602410XOPE ▼</b>
75	15	1795	2700	128	5000	12	4	1 / 10	<b>07U272415XOPE ▼</b>
75	15	1935	3000	128	5000	12	4	1 / 10	<b>07U302415XOPE ▼</b>
75	15	1935	3500	128	5000	12	4	20 / 20	<b>07U352415XOPE ▼</b>
75	15	1995	4000	128	5000	12	4	1 / 10	<b>07U402415XOPE ▼</b>
75	15	1995	6000	128	5000	12	4	20 / 20	<b>07U602415XOPE ▼</b>
110	22	2635	2700	240	5000	12	4	1 / 10	<b>07U272422XOPE</b>
110	22	2835	3000	240	5000	12	4	1 / 10	<b>07U302422XOPE</b>
110	22	2835	3500	240	5000	12	4	20 / 20	<b>07U352422XOPE ◆</b>
110	22	2925	4000	240	5000	12	4	1 / 10	<b>07U402422XOPE</b>
110	22	2925	6000	240	5000	12	4	20 / 20	<b>07U602422XOPE ◆</b>

▼ To be discontinued.

◆ Only available with MOQ ( 20 Reels of 5mt ): contact sales department for more information.



Additional cut and mount kit for strip IP68 and IP65



1 / 1



**KT68PA**

This kit Includes 4 terminal blocks with 15 cm wire, 10 silicone fixing bridges with screws.



IP65/68 cut kit



1 / 1



**KT05EX-CK**

DURASTRIP SELECT IP65 cutting kit (10 end caps + 10 silicone clips).



IP65/68 female connector



1 / 1



**KT05EX-FC**

DURASTRIP SELECT IP65 female connector (5 pcs).

Accessories

DURASTRIP PRO EVO IP68



IP65/68 M/F connector

DURASTRIP SELECT IP65 male-female connectors (5 pcs).



1 / 1



**ART.**  
**KT05EX-FMC**



IP65 connector

DURASTRIP SELECT IP65 female connector with 2 male output (2 pcs).



1 / 1



**ART.**  
**KT05EX-2FMC**



IP65 connector

DURASTRIP SELECT IP65 female connector with 3 male output (2 pcs).



1 / 1



**ART.**  
**KT05EX-3FMC**



Capilla Hacienda Las Marías - Colombia  
DesignLab by Schaller

## DURASTRIP PURE WHITE

SMD strip type without any dotting, comparable to a COB in terms of light effect.  
 High-quality materials to ensure uniform lighting and color consistency.  
 Very thin strips with IP54 protection or IP67.  
 Special LED mounting method to achieve a very wide lighting surface compared to the substrate, for a full light effect.  
 This strip does not require an aluminium profile.  
 Extreme flexibility, capable of curves up to 20 mm.

### INSTALLATION

Complete with 3M double-sided tape to attach to the surface.  
 When using double-sided tape degrease the application surface adequately.

### USAGE INFORMATION

Dimmable 0-100% Flicker Free  
 DALI - DMX - 1-10  
 Analogue and digital domotic control systems  
 Push Dali with ZKCDAAFF controllers  
 CASAMBI compatible

### POWER SUPPLY


Max current for single power supply: 4A.

### PACKAGING

Packaged in 5 meters reels.

### LED

SMD2216  
 SDCM from <5 to <6.



### CUSTOM PRODUCTIONS

See details at the beginning of Linear Systems 

Cutting Durastrip to size\*:

VA01

Fixed cost of piece work

\* Respect the cutting pitch. Supplied with 30 cm cable.


### LED SPACING AND PITCH CUT



## DURASTRIP PURE WHITE


<b>PRO</b>	24 Vdc	Ra 90		50000 h L70B50	IP67	-25°C +35°C	Risk Group 1				
------------	--------	-------	---	-------------------	------	----------------	-----------------	---	---	---	---

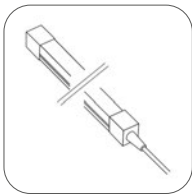
### DURASTRIP PURE WHITE IP67

	W	W/m	lm/m	K	LED/m	L	LI	H		ART.
<b>NEW</b>	70	14	1480	2700	416	5000	10	5	1 / 10	<b>07U272414XY-PW</b>
<b>NEW</b>	70	14	1660	4000	416	5000	10	5	1 / 10	<b>07U402414XY-PW</b>

<b>PRO</b>	24 Vdc	Ra 90		50000 h L70B50	IP54	-25°C +35°C	Risk Group 1				
------------	--------	-------	---	-------------------	------	----------------	-----------------	---	---	---	---

### DURASTRIP PURE WHITE IP54

	W	W/m	lm/m	K	LED/m	L	LI	H		ART.
<b>NEW</b>	70	14	1480	2700	416	5000	8	4	1 / 10	<b>07U272414EY-PW</b>
<b>NEW</b>	70	14	1650	4000	416	5000	8	4	1 / 10	<b>07U402414EY-PW</b>



**NEW** XY-PW strips wiring kit

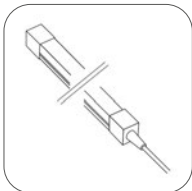
Includes a 30 cm wire, 1 end cap with hole and 1 without hole.



1 / 1



**KTXY-PWL1**



**NEW** EY-PW wiring kit

Includes a 30 cm wire, 1 end cap with hole and 1 without hole.



1 / 1



**KTEY-PWL1**

## DURASTRIP PURE COLORS

Explore the pure color of the red phosphor coating: much more intense than colored LEDs.

With PURE COLORS, higher efficiencies are achieved compared to strips built with red chip from RGB.

**Colors available on request: white with Ra97, blue and green.**

### FEATURES

Extremely flexible, impact resistant and weatherproof extruded silicone.

### INSTALLATION

Complete with 3M double-sided tape to attach to the surface.

When using double-sided tape degrease the application surface adequately.

Strips can be cut to size by following the cutting indications printed on the strips.

### USAGE INFORMATION

Dimmable 0-100% Flicker Free

DALI - DMX - 1-10

Analogue and digital domotic control systems

Push Dali with ZKCDAFF controllers

CASAMBI compatible

### POWER SUPPLY

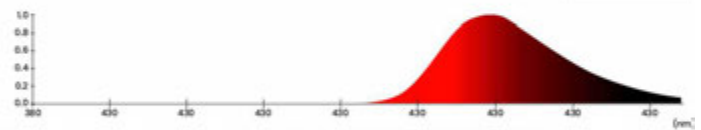
Max current for single power supply: 4A.

### PACKAGING

**Packaged in 10 meters reels.**

### COLOUR OF THE LIGHT

Light spectrum with a peak wavelength of 673 nm: red light.



### CUSTOM PRODUCTIONS

See details at the beginning of Linear Systems 

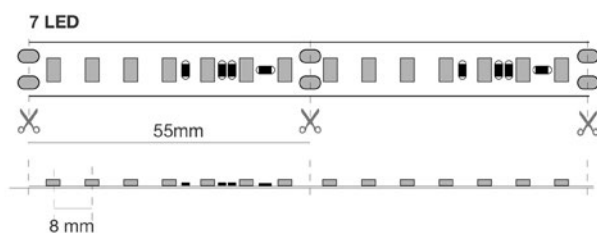
Cutting Durastrip to size\*:

VA01

Fixed cost of piece work

\* Respect the cutting pitch. Supplied with 30 cm cable.



### LED SPACING AND PITCH CUT



## DURASTRIP PURE COLORS




### DURASTRIP PURE COLORS - PURE RED


	<b>W</b>	<b>W/m</b>		<b>LED/m</b>	<b>L</b>	<b>LI</b>	<b>H</b>		<b>ART.</b>
<b>NEW</b>	150	15	Red	126	10000	10	1.8	1 / 20	<b>07UHRD2415IN ♦</b>

♦ Only available with MOQ ( 20 Reels of 5mt ): contact sales department for more information.




		<b>ART.</b>
Additional cut and mount kit for strip IP68 and IP65 This kit includes 4 terminal blocks with 15 cm wire, 10 silicone fixing bridges with screws.	1 / 1	<b>KT68PA</b>




		<b>ART.</b>
IP65/68 cut kit DURASTRIP SELECT IP65 cutting kit (10 end caps + 10 silicone clips).	1 / 1	<b>KT05EX-CK</b>



		<b>ART.</b>
IP65/68 female connector DURASTRIP SELECT IP65 female connector (5 pcs).	1 / 1	<b>KT05EX-FC</b>




		<b>ART.</b>
IP65/68 M/F connector DURASTRIP SELECT IP65 male-female connectors (5 pcs).	1 / 1	<b>KT05EX-FMC</b>



		<b>ART.</b>
IP65 connector DURASTRIP SELECT IP65 female connector with 2 male output (2 pcs).	1 / 1	<b>KT05EX-2FMC</b>



		<b>ART.</b>
IP65 connector DURASTRIP SELECT IP65 female connector with 3 male output (2 pcs).	1 / 1	<b>KT05EX-3FMC</b>

## DURASTRIP EXTRA NARROW IP20

The EXTRA NARROW series is a concentrate of quality materials that is shared with other DURASTRIP: high quality choices to ensure a professional level performance, excellent heat dissipation and long duration, Ra >90. EXTRA NARROW is the range with the smallest substrate in the entire collection.

Just 5 mm or 6 mm wide, it solves all needs not only connected to confined spaces but above all, for characteristic lighting design.

The type of LED source used and the short LEDs' center to center distance eliminate the dot effect also in profiles with lenses that are very close to the base.

### INSTALLATION

Complete with 3M double-sided tape to attach to the surface.

When using double-sided tape degrease the application surface adequately.

Strips can be cut to size by following the cutting indications printed on the strips.

### USAGE INFORMATION

Dimmable 0-100% Flicker Free

DALI - DMX - 1-10

Analogue and digital domotic control systems

Push Dali with ZKCDAFF controllers

CASAMBI compatible

### POWER SUPPLY

Max current for single power supply: 4A.

### PACKAGING

Packaged in 5 meters reels.

### LED

LED 2216

300 LED/m

Ra>90

Lifetime: >50,000h

Warranty: 5 years

### COLOUR OF THE LIGHT


Choice of white colour temperatures.

### BINNING

ANSI/SDCM: 2 step.

### CONNECTIONS

Terminals with free wires.



### CUSTOM PRODUCTIONS

See details at the beginning of Linear Systems 


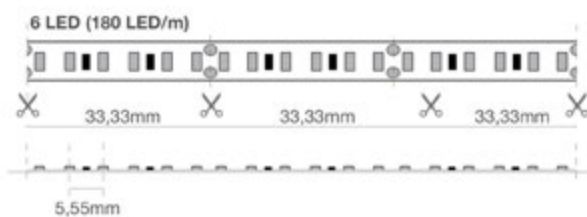
Cutting Durastrip to size\*:

VA01

Fixed cost of piece work

\* Respect the cutting pitch. Supplied with 30 cm cable.

### LED SPACING AND PITCH CUT



# DURASTRIP EXTRA NARROW IP20


<b>PRO</b>	24 Vdc	Ra 90		50000 h L70B20	IP20	-25°C +35°C	Risk Group 0				
------------	--------	-------	---	-------------------	------	----------------	-----------------	---	---	---	---

## EXTRA NARROW DURASTRIP IP20

W/m	lm/m	K	LED/m	L	LI	H		ART.
7.2	515	2200	180	5000	5	1	20 / 20	<b>07U222407INEN</b> ♦
7.2	560	2700	180	5000	5	1	20 / 20	<b>07U272407INEN</b> ♦
7.2	590	3000	180	5000	5	1	1 / 20	<b>07U302407INEN</b>
7.2	590	3500	180	5000	5	1	20 / 20	<b>07U352407INEN</b> ♦
7.2	610	4000	180	5000	5	1	1 / 20	<b>07U402407INEN</b>
7.2	680	6000	180	5000	5	1	20 / 20	<b>07U602407INEN</b> ♦
11	720	2200	300	5000	6	1	20 / 20	<b>07U222411INUEN</b> ♦
11	720	2700	300	5000	6	1	1 / 20	<b>07U272411INUEN</b>
11	760	3000	300	5000	6	1	1 / 20	<b>07U302411INUEN</b>
11	760	3500	300	5000	6	1	20 / 20	<b>07U352411INUEN</b> ♦
11	800	4000	300	5000	6	1	1 / 20	<b>07U402411INUEN</b>
11	800	6000	300	5000	6	1	20 / 20	<b>07U602411INUEN</b> ♦

♦ Only available with MOQ ( 20 Reels of 5mt ): contact sales department for more information.



		ART.
Additional cut and mount kit for strip IP68 and IP65	1 / 1	<b>KT68PA</b>

This kit Includes 4 terminal blocks with 15 cm wire, 10 silicone fixing bridges with screws.



		ART.
IP65/68 cut kit	1 / 1	<b>KT05EX-CK</b>

DURASTRIP SELECT IP65 cutting kit (10 end caps + 10 silicone clips).



		ART.
IP65/68 female connector	1 / 1	<b>KT05EX-FC</b>

DURASTRIP SELECT IP65 female connector (5 pcs).



		ART.
IP65/68 M/F connector	1 / 1	<b>KT05EX-FMC</b>

DURASTRIP SELECT IP65 male-female connectors (5 pcs).

Accessories

DURASTRIP EXTRA NARROW IP20



IP65 connector


DURASTRIP SELECT IP65 female connector with 2 male output (2 pcs).



1 / 1



**KT05EX-2FMC**



IP65 connector


DURASTRIP SELECT IP65 female connector with 3 male output (2 pcs).



1 / 1



**KT05EX-3FMC**



Private Residence, Fort Lauderdale, FL

## DURASTRIP EXTRA NARROW IP65

The EXTRA NARROW series is a concentrate of quality materials that is shared with other DURASTRIP: high quality choices to ensure a professional level performance, excellent heat dissipation and long duration, Ra >90. EXTRA NARROW is the range with the smallest substrate in the entire collection.

Just 5 mm or 6 mm wide, it solves all needs not only connected to confined spaces but above all, for characteristic lighting design.

The type of LED source used and the short LEDs' center to center distance eliminate the dot effect also in profiles with lenses that are very close to the base.

### INSTALLATION

Complete with 3M double-sided tape to attach to the surface.

When using double-sided tape degrease the application surface adequately.

Strips can be cut to size by following the cutting indications printed on the strips.

### USAGE INFORMATION

Dimmable 0-100% Flicker Free

DALI - DMX - 1-10

Analogue and digital domotic control systems

Push Dali with ZKCDA controllers

CASAMBI compatible

### PACKAGING

Packaged in 5 meters reels.

### LED

LED 2216

300 LED/m

Ra >90

Lifetime: >50,000h

Warranty: 5 years

### COLOUR OF THE LIGHT

Choice of white colour temperatures.

### BINNING

ANSI/SDCM: 2 step.

### CONNECTIONS

Terminals with free wires.



### CUSTOM PRODUCTIONS

See details at the beginning of Linear Systems 

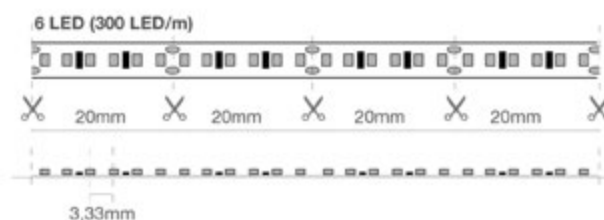
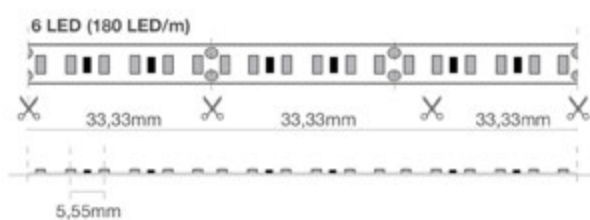
Cutting Durastrip to size\*:

Fixed cost of piece work

\* Respect the cutting pitch. Supplied with 30 cm cable.

VA01


### LED SPACING AND PITCH CUT



# DURASTRIP EXTRA NARROW IP65


<b>PRO</b>	24 Vdc	Ra 90		50000 h L70B20	IP65	-25°C +35°C	Risk Group 0				
------------	--------	-------	---	-------------------	------	----------------	-----------------	---	---	---	---

## EXTRA NARROW DURASTRIP IP65

W/m	lm/m	K	LED/m	L	LI	H		ART.
11	720	2200	300	5000	8	4	20 / 20	<b>07U222411EXUEN ♦</b>
11	720	2700	300	5000	8	4	1 / 10	<b>07U272411EXUEN</b>
11	760	3000	300	5000	8	4	1 / 10	<b>07U302411EXUEN</b>
11	760	3500	300	5000	8	4	20 / 20	<b>07U352411EXUEN ♦</b>
11	800	4000	300	5000	8	4	1 / 10	<b>07U402411EXUEN</b>
11	800	6000	300	5000	8	4	20 / 20	<b>07U602411EXUEN ♦</b>

♦ Only available with MOQ ( 20 Reels of 5mt ): contact sales department for more information.



	ART.
Additional cut and mount kit for strip IP68 and IP65	1 / 1
<b>KT68PA</b>	

This kit Includes 4 terminal blocks with 15 cm wire, 10 silicone fixing bridges with screws.



	ART.
IP65/68 cut kit	1 / 1
<b>KT05EX-CK</b>	

DURASTRIP SELECT IP65 cutting kit (10 end caps + 10 silicone clips).



	ART.
IP65/68 female connector	1 / 1
<b>KT05EX-FC</b>	

DURASTRIP SELECT IP65 female connector (5 pcs).




	ART.
IP65/68 M/F connector	1 / 1
<b>KT05EX-FMC</b>	

DURASTRIP SELECT IP65 male-female connectors (5 pcs).



	ART.
IP65 connector	1 / 1
<b>KT05EX-2FMC</b>	

DURASTRIP SELECT IP65 female connector with 2 male output (2 pcs).



	ART.
IP65 connector	1 / 1
<b>KT05EX-3FMC</b>	

DURASTRIP SELECT IP65 female connector with 3 male output (2 pcs).

## DURASTRIP EXTRALONG 24V IP20

EXTRALONG 24V produced in 20 metre reels allow for installations of great lengths, up to a max of 20m also with chain segments connection, without extra power supplies. With two strips (not connected) and two drivers at opposite ends, light lines of up to 40 metres can be achieved!

EXTRALONG 24V solve problems in situations that require indirect lighting (cove lighting) or outdoors where numerous power supplies cannot be stored or where there are limitations for cables to pass.

### INSTALLATION

Complete with 3M double-sided tape to attach to the surface.

When using double-sided tape degrease the application surface adequately.

Strips can be cut to size by following the cutting indications printed on the strips.

### USAGE INFORMATION

Dimmable 0-100% Flicker Free

DALI - DMX - 1-10

Analogue and digital domotic control systems

Push Dali with ZKCDAFF controllers

CASAMBI compatible

### POWER SUPPLY

Max current for single power supply: 4A.

### PACKAGING

**Packaged in 20 meters reels.**

### LED

LED 2835SMD

120 LED/m

Ra>90

Lifetime: >50,000h

Warranty: 5 years

### BINNING

ANSI/SDCM: 2 step.

### CONNECTIONS

Terminals with free wires.

**Maximum connection length 20 m.**



### CUSTOM PRODUCTIONS

See details at the beginning of Linear Systems 

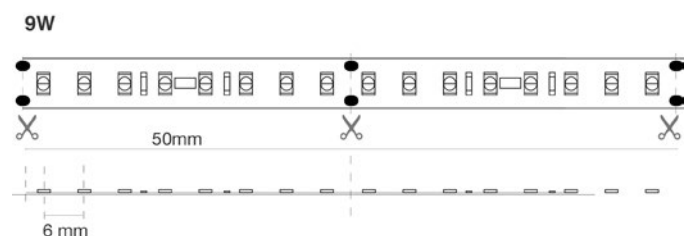
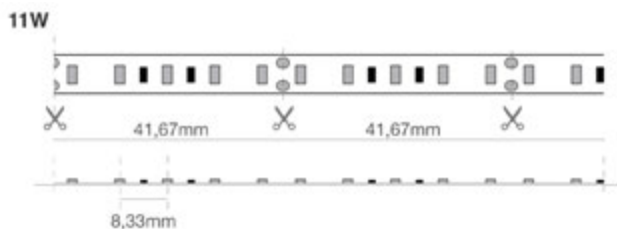
Cutting Durastrip to size\*:

Fixed cost of piece work

VA01

\* Respect the cutting pitch. Supplied with 30 cm cable.


### LED SPACING AND PITCH CUT



## DURASTRIP EXTRALONG 24V IP20


<b>PRO</b>	24 Vdc	Ra 90		50000 h L70B20	IP20	-25°C +35°C	Risk Group 0				
------------	--------	-------	---	-------------------	------	----------------	-----------------	---	---	---	---

### DURASTRIP EXTRALONG 24V IP20

W	W/m	lm/m	K	LED/m	L	LI	H		ART.
220	11	695	3000	120	20000	10	1.7	1 / 1	<b>07U302411INL2000</b>
220	11	715	4000	120	20000	10	1.7	1 / 1	<b>07U402411INL2000</b>


<b>PRO</b>	24 Vdc	Ra 90		50000 h L70B50	IP20	-25°C +35°C	Risk Group 1				
------------	--------	-------	---	-------------------	------	----------------	-----------------	---	---	---	---

### DURASTRIP HIGH EFFICIENCY EXTRALONG

	W	W/m	lm/m	K	LED/m	L	LI	H		ART.
<b>NEW</b>	90	9	1350	2700	160	10000	8	1.75	1 / 18	<b>07U272409IN-HL</b>
<b>NEW</b>	90	9	1430	3500	160	10000	8	1.75	18 / 18	<b>07U352409IN-HL ●</b>
<b>NEW</b>	90	9	1500	4000	160	10000	8	1.75	1 / 18	<b>07U402409IN-HL</b>
<b>NEW</b>	90	9	1500	6000	160	10000	8	1.7	18 / 18	<b>07U602409IN-HL ●</b>

● On request.



		ART.
Additional cut and mount kit for strip IP68 and IP65	1 / 1	<b>KT68PA</b>

This kit Includes 4 terminal blocks with 15 cm wire, 10 silicone fixing bridges with screws.



		ART.
IP65/68 cut kit	1 / 1	<b>KT05EX-CK</b>

DURASTRIP SELECT IP65 cutting kit (10 end caps + 10 silicone clips).



		ART.
IP65/68 female connector	1 / 1	<b>KT05EX-FC</b>

DURASTRIP SELECT IP65 female connector (5 pcs).




		ART.
IP65/68 M/F connector	1 / 1	<b>KT05EX-FMC</b>

DURASTRIP SELECT IP65 male-female connectors (5 pcs).


Accessories


DURASTRIP EXTRALONG 24V IP20



			<b>ART.</b>
IP65 connector	1 / 1		<b>KT05EX-2FMC</b>
DURASTRIP SELECT IP65 female connector with 2 male output (2 pcs).			



			<b>ART.</b>
IP65 connector	1 / 1		<b>KT05EX-3FMC</b>
DURASTRIP SELECT IP65 female connector with 3 male output (2 pcs).			



Torre Costanera - Santiago - Chile  
Architectural Design: Cesar Pelli / Alemparte Barrera Wedeles Besançon Arquitectos  
Lighting Design: Douglas Leonard

## DURASTRIP EXTRALONG 24V IP68

EXTRALONG 24V produced in 20 metre reels allow for installations of great lengths, up to a max of 20m also with chain segments connection, without extra power supplies. With two strips (not connected) and two drivers at opposite ends, light lines of up to 40 metres can be achieved!

EXTRALONG 24V solve problems in situations that require indirect lighting (cove lighting) or outdoors where numerous power supplies cannot be stored or where there are limitations for cables to pass.

EXTRALONG 24V have all the same quality components and construction method as all other strips in the range to obtain real lighting uniformity over the entire length of the strips.

### INSTALLATION

Complete with 3M double-sided tape to attach to the surface.

When using double-sided tape degrease the application surface adequately.

Strips can be cut to size by following the cutting indications printed on the strips.

### USAGE INFORMATION

Dimmable 0-100% Flicker Free

DALI - DMX - 1-10

Analogue and digital domotic control systems

Push Dali with ZKCDAFF controllers

CASAMBI compatible

### POWER SUPPLY

Max current for single power supply: 4A.

### PACKAGING

**Packaged in 20 meters reels.**

### LED

LED 2835SMD

120 LED/m

Ra>90

Lifetime: >50,000h

Warranty: 5 years

### COLOUR OF THE LIGHT

Choice of white colour temperatures.

### BINNING

ANSI/SDCM: 2 step.

### CONNECTIONS

Complete with IP65 / 68 Male/Female wire on 2 sides, length 15 cm.

**Maximum connection length 20 m.**



### CUSTOM PRODUCTIONS

See details at the beginning of Linear Systems 

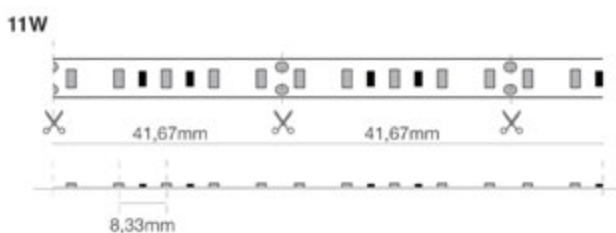
Cutting Durastrip to size\*:

Fixed cost of piece work

VA01


\* Respect the cutting pitch. Supplied with 30 cm cable.

### LED SPACING AND PITCH CUT



## DURASTRIP EXTRALONG 24V IP68

<b>PRO</b>	24 Vdc	Ra 90		50000 h L70B20	IP68	-25°C +35°C	Risk Group 0				
------------	--------	-------	---	-------------------	------	----------------	-----------------	---	---	---	---

W	W/m	lm/m	K	LED/m	L	LI	H		ART.
220	11	695	3000	120	20000	12	5	1/1	<b>07U302411XOL2000</b>
220	11	715	4000	120	20000	12	5	1/1	<b>07U402411XOL2000</b>



Additional cut and mount kit for strip IP68 and IP65



1/1

ART.

**KT68PA**

This kit includes 4 terminal blocks with 15 cm wire, 10 silicone fixing bridges with screws.



IP65/68 cut kit



1/1

ART.

**KT05EX-CK**

DURASTRIP SELECT IP65 cutting kit (10 end caps + 10 silicone clips).



IP65/68 female connector



1/1

ART.

**KT05EX-FC**

DURASTRIP SELECT IP65 female connector (5 pcs).



IP65/68 M/F connector



1/1

ART.

**KT05EX-FMC**

DURASTRIP SELECT IP65 male-female connectors (5 pcs).



IP65 connector




1/1

ART.

**KT05EX-2FMC**

DURASTRIP SELECT IP65 female connector with 2 male output (2 pcs).



IP65 connector



1/1

ART.

**KT05EX-3FMC**

DURASTRIP SELECT IP65 female connector with 3 male output (2 pcs).

## DURASTRIP EXTRALONG 48V IP20

EXTRALONG 48V produced in 50 metre reels allow for installations of great lengths, up to a max of 50m also with chain segments connection, without extra power supplies. With two strips (not connected) and two drivers at opposite ends, light lines of up to 100 metres can be achieved!

EXTRALONG 48V have all the same quality components and construction method as all other strips in the range to obtain real lighting uniformity over the entire length of the strips.

### INSTALLATION

Complete with 3M double-sided tape to attach to the surface.

When using double-sided tape degrease the application surface adequately.

### POWER SUPPLY

Max current for single power supply: 4A.

### PACKAGING

**Packaged in 50 meters reels.**

### LED

LED 2835SMD

84 LED/m

Ra>90

Lifetime: >50,000h

Warranty: 5 years

### COLOUR OF THE LIGHT

Choice of white colour temperatures.

### BINNING

ANSI/SDCM: 2 step.

### CONNECTIONS

Terminals with free wires.

Maximum connection length 50 m.

Strips can be cut to size by following the cutting indications printed on the strips.



### CUSTOM PRODUCTIONS

See details at the beginning of Linear Systems 

Cutting Durastrip to size\*:

VA01

Fixed cost of piece work


\* Respect the cutting pitch. Supplied with 30 cm cable.

### LED SPACING AND PITCH CUT




## DURASTRIP EXTRALONG 48V IP20



W	W/m	lm/m	K	LED/m	L	LI	H		ART.
225	5.6	520	3000	84	50000	12	1.7	1/1	<b>07U304806INL5000</b>
225	5.6	535	4000	84	50000	12	1.7	1/1	<b>07U404806INL5000</b>



	ART.
Additional cut and mount kit for strip IP68 and IP65	<b>KT68PA</b>

This kit includes 4 terminal blocks with 15 cm wire, 10 silicone fixing bridges with screws.



	ART.
IP65/68 cut kit	<b>KT05EX-CK</b>

DURASTRIP SELECT IP65 cutting kit (10 end caps + 10 silicone clips).



	ART.
IP65/68 female connector	<b>KT05EX-FC</b>

DURASTRIP SELECT IP65 female connector (5 pcs).




	ART.
IP65/68 M/F connector	<b>KT05EX-FMC</b>

DURASTRIP SELECT IP65 male-female connectors (5 pcs).



	ART.
IP65 connector	<b>KT05EX-2FMC</b>

DURASTRIP SELECT IP65 female connector with 2 male output (2 pcs).



	ART.
IP65 connector	<b>KT05EX-3FMC</b>

DURASTRIP SELECT IP65 female connector with 3 male output (2 pcs).

## DURASTRIP EXTRALONG 48V IP68

EXTRALONG 48V produced in 50 metre reels allow for installations of great lengths, up to a max of 50m also with chain segments connection, without extra power supplies. With two strips (not connected) and two drivers at opposite ends, light lines of up to 100 metres can be achieved!

EXTRALONG 48V have all the same quality components and construction method as all other strips in the range to obtain real lighting uniformity over the entire length of the strips.

### INSTALLATION

Complete with 3M double-sided tape to attach to the surface.

When using double-sided tape degrease the application surface adequately.

Strips can be cut to size by following the cutting indications printed on the strips.

### POWER SUPPLY

Max current for single power supply: 4A.

### PACKAGING

**Packaged in 50 meters reels.**

### LED

LED 2835SMD

84 LED/m

Ra>90

Lifetime: >50,000h

Warranty: 5 years

### COLOUR OF THE LIGHT

Choice of white colour temperatures.

### BINNING

ANSI/SDCM: 2 step.

### CONNECTIONS

Complete with IP65 / 68 Male/Female wire on 2 sides, length 15 cm.

**Maximum connection length 50 m.**



### CUSTOM PRODUCTIONS

See details at the beginning of Linear Systems

Cutting Durastrip to size\*:


VA01

Fixed cost of piece work

\* Respect the cutting pitch. Supplied with 30 cm cable.




### LED SPACING AND PITCH CUT



## DURASTRIP EXTRALONG 48V IP68



W	W/m	lm/m	K	LED/m	L	LI	H		ART.
225	5.6	520	3000	84	50000	14	1.7	1/1	<b>07U304806XOL5000</b>
225	5.6	535	4000	84	50000	14	1.7	1/1	<b>07U404806XOL5000</b>



Additional cut and mount kit for strip IP68 and IP65

This kit includes 4 terminal blocks with 15 cm wire, 10 silicone fixing bridges with screws.



ART.

1/1

**KT68PA**



IP65/68 cut kit

DURASTRIP SELECT IP65 cutting kit (10 end caps + 10 silicone clips).



ART.

1/1

**KT05EX-CK**



IP65/68 female connector

DURASTRIP SELECT IP65 female connector (5 pcs).



ART.

1/1

**KT05EX-FC**



IP65/68 M/F connector

DURASTRIP SELECT IP65 male-female connectors (5 pcs).



ART.

1/1

**KT05EX-FMC**



IP65 connector


DURASTRIP SELECT IP65 female connector with 2 male output (2 pcs).



ART.

1/1

**KT05EX-2FMC**



IP65 connector

DURASTRIP SELECT IP65 female connector with 3 male output (2 pcs).



ART.

1/1

**KT05EX-3FMC**

## DURASTRIP TUNABLE CCT

The colour of the light and emission intensity have a profound influence on people's emotional state, according to Human Centric Lighting principles.

Therefore, using tools like the DURASTRIP CCT is fundamental as they allow dynamic light management to improve the environment and the feelings of the people who find themselves there, to promote well-being and improve performance.

Dynamic light is essential in environments where people remain for a long period of time, such as offices, schools, etc., its use is equally useful to create different atmospheres in the same environment: it allows you to illuminate a restaurant with a vibrant white light at lunch and a softly relaxing light at dinner!

DuraStrip CCT offers two white colour temperature variation options: from 1800K to 3500K or from 2700K to 6500K.

24W/m models: the indicated flux values refer respectively to the color temperature at 3500K and 6500K.

### INSTALLATION

Complete with 3M double-sided tape to attach to the surface.

When using double-sided tape decrease the application surface adequately.

Strips can be cut to size by following the cutting indications printed on the strips.

### USAGE INFORMATION

Dimmable 0-100%

DALI - DMX

Analogue and digital domotic control systems

CASAMBI compatible

### PACKAGING

Packaged in 5 meters reels.

### LED

15 W/m version: LED 2216 W+W

24 W/m version: SMD 2835 LEDs

240 LED/m

Ra>90

Lifetime: >50,000h

Warranty: 5 years

SDCM from <5 to <6.

### BINNING

ANSI/SDCM: 3 step.

### CONNECTIONS

IP20: terminals with free wires.

Maximum connection length 14W/m: 7 m Max 4A.

Maximum connection length 24W/m: 4 m Max 4A.



### CUSTOM PRODUCTIONS

See details at the beginning of Linear Systems 

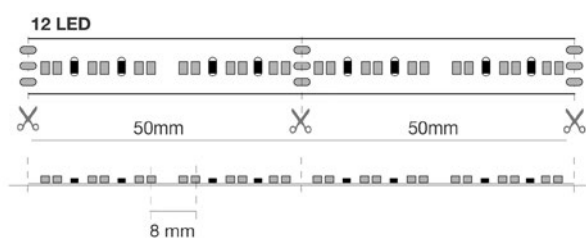
Cutting DuraStrip to size\*:

VA01

Fixed cost of piece work

\* Respect the cutting pitch. Supplied with 30 cm cable.


### LED SPACING AND PITCH CUT



## DURASTRIP TUNABLE CCT



### DURASTRIP TUNABLE CCT IP20

	<b>w</b>	<b>w/m</b>	<b>lm/m</b>	<b>K</b>	<b>LED/m</b>	<b>L</b>	<b>L1</b>	<b>H</b>		<b>ART.</b>
	70	14	1080	1800-3500	240	5000	10	1	1 / 20	<b>07U183524INH<sup>(1)</sup></b>
	70	14	1080	2700-6500	240	5000	10	1	1 / 20	<b>07U276524INH<sup>(1)</sup></b>
<b>NEW</b>	120	24	1180	1800-3500	240	5000	10	1	20 / 20	<b>07U18352424TW<sup>(2)</sup> ♦</b>
<b>NEW</b>	120	24	2520	2700-6500	240	5000	10	1	20 / 20	<b>07U27652424TW<sup>(2)</sup> ♦</b>

♦ Only available with MOQ ( 20 Reels of 5mt ): contact sales department for more information.

## DURASTRIP PRO60 RGB IP20

DURASTRIP PRO60 RGB were designed to satisfy the range of use that requires an excellent product as well as cost optimization.

The PRO60 RGB range has a substrate that is optimised for power management in relation to flow and useful life. Excellent light emission and colour control over time.

### INSTALLATION

Complete with 3M double-sided tape to attach to the surface and jumpers to be screwed to the surface. When using double-sided tape degrease the application surface adequately. Strips can be cut to size by following the cutting indications printed on the strips.

### USAGE INFORMATION

Dimmable 0-100% Flicker Free  
DMX with ZKCDMXWFF, ZKCDMX-RFF controller  
Analogue and digital domotic control systems  
CASAMBI compatible

### POWER SUPPLY

Max current for single power supply: 4A.

### PACKAGING

Packaged in 5 meters reels.

### LED

LED 5050  
60 LED/m  
R=615-625nm; G=520-530nm; B=465-475nm;  
Lifetime: >50,000h  
Warranty: 5 years

### COLOUR OF THE LIGHT

RGB

### CONNECTIONS

Terminals with free wires.



### CUSTOM PRODUCTIONS

See details at the beginning of Linear Systems 


Cutting Durastrip to size\*:

Fixed cost of piece work

VA01



\* Respect the cutting pitch. Supplied with 30 cm cable.

### LED SPACING AND PITCH CUT



## DURASTRIP PRO60 RGB IP20

<b>PRO</b>	24 Vdc		50000 h L70B20	IP20	-25°C +35°C	Risk Group 0				
------------	--------	---	-------------------	------	----------------	-----------------	---	---	---	---

<b>w</b>	<b>w/m</b>		<b>LED/ m</b>	<b>L</b>	<b>LI</b>	<b>H</b>		<b>ART.</b>
50	10	RGB	60	5000	10	2	1 / 20	<b>07URGB2410IN-SB</b>

## DURASTRIP PRO60 RGB IP65

DURASTRIP PRO60 RGB were designed to satisfy the range of use that requires an excellent product as well as cost optimization.

The PRO60 RGB range has a substrate that is optimised for power management in relation to flow and useful life. Excellent light emission and colour control over time.

### INSTALLATION

Complete with 3M double-sided tape to attach to the surface and jumpers to be screwed to the surface. When using double-sided tape degrease the application surface adequately. Strips can be cut to size by following the cutting indications printed on the strips. For IP65/IP68 strips, restore the IP protection after cutting.

### USAGE INFORMATION

Dimmable 0-100% Flicker Free  
DMX with ZKCDMXWFF, ZKCDMX-RFF controller  
Analogue and digital domotic control systems  
CASAMBI compatible

### POWER SUPPLY

Max current for single power supply: 4A.

### PACKAGING

Packaged in 5 meters reels.

### LED

LED 5050  
60 LED/m  
R=615-625nm; G=520-530nm; B=465-475nm;  
Lifetime: >50,000h  
Warranty: 5 years

### COLOUR OF THE LIGHT

RGB

### CONNECTIONS

Complete with a 15 cm long IP65/68 M/F cable on 2 sides.



### CUSTOM PRODUCTIONS

See details at the beginning of Linear Systems 


Cutting Durastrip to size\*:

Fixed cost of piece work

VA01



\* Respect the cutting pitch. Supplied with 30 cm cable.

### LED SPACING AND PITCH CUT



## DURASTRIP PRO60 RGB IP65

<b>PRO</b>	24 Vdc		50000 h L70B20	IP65	-25°C +35°C	Risk Group 0				
------------	--------	---	-------------------	------	----------------	-----------------	---	---	---	---

<b>w</b>	<b>w/m</b>		<b>LED/ m</b>	<b>L</b>	<b>LI</b>	<b>H</b>		<b>ART.</b>
50	10	RGB	60	5000	14	4	1 / 10	<b>07URGB2410EX-SB</b>

## DURASTRIP RGB + WHITE IP20

RGBW DURASTRIP, RGB colours along with a shade of warm white.

Introducing a white spectrum the saturated RGB tones are "intensified" and the nuances that can be obtained increase: at the same time white can be enriched with RGB colours to obtain surprising pastel tones.

RGBW offer the possibility to obtain a "real" white in the indicated tone, 2700K or 3000K and not a white obtained by overlapping red-green-blue, i.e. the one produced by RGB strips.

White emission from the LED quad is more efficient than coloured LED sources which means RGBW strips are more high performance and suitable for professional uses.

They can be interfaced with special 4 channel controllers, Code ZKCDMXW to obtain all required tones in a continuous way.

### INSTALLATION

Complete with 3M double-sided tape to attach to the surface and jumpers to be screwed to the surface.

When using double-sided tape degrease the application surface adequately.

Strips can be cut to size by following the cutting indications printed on the strips.

### USAGE INFORMATION

Dimmable 0-100%

DMX

Analogue and digital domotic control systems

CASAMBI compatible

### POWER SUPPLY

Full power RGB+White = 75W; only white = 18W; only red = 22W; only blue = 18W; only green = 16W.

Max current for single power supply: 4A.

### PACKAGING

Packaged in 5 meters reels.

### NOTES

Different LED packaging technology with this strip with 4-in-1 CHIP that makes it possible to obtain an unrivalled uniform light output. A perfect colour mix.

### LED

Lifetime: >30,000h

Warranty: 3 years

### CONNECTIONS

Terminals with free wires.



### CUSTOM PRODUCTIONS

See details at the beginning of Linear Systems 


Cutting Durastrip to size\*:

VA01

Fixed cost of piece work


\* Respect the cutting pitch. Supplied with 30 cm cable.

### LED SPACING AND PITCH CUT



## DURASTRIP RGB + WHITE IP20

<b>PRO</b>	24 Vdc	Ra 80	 30000 h L70B20	IP20	-25°C +35°C	Risk Group 0		 120°	 C UL US LISTED	
------------	--------	-------	---	------	----------------	-----------------	---	--	--	---

<b>W</b>	<b>lm/m</b>	<b>K</b>	<b>LED/m</b>	<b>L</b>	<b>L1</b>	<b>H</b>		<b>ART.</b>
75	520	2700K + RGB	84	5000	12.3	2.2	20 / 20	<b>07575RGBW</b> ◆

◆ Only available with MOQ ( 20 Reels of 5mt ): contact sales department for more information.

## DURASTRIP RGB + WHITE IP68

RGBW DURASTRIP, RGB colours along with a shade of warm white.  
Introducing a white spectrum the saturated RGB tones are "intensified" and the nuances that can be obtained increase: at the same time white can be enriched with RGB colours to obtain surprising pastel tones.  
RGBW offer the possibility to obtain a "real" white in the indicated tone, 2700K or 3000K and not a white obtained by overlapping red-green-blue, i.e. the one produced by RGB strips.  
White emission from the LED quad is more efficient than coloured LED sources which means RGBW strips are more high performance and suitable for professional uses.  
They can be interfaced with special 4 channel controllers, Code ZKCDMXW to obtain all required tones in a continuous way.

### USAGE INFORMATION

Dimmable 0-100%  
DMX  
Analogue and digital domotic control systems  
CASAMBI compatible

### POWER SUPPLY

Full power RGB+White = 75W; only white = 18W; only red = 22W; only blue = 18W; only green = 16W.  
Full power RGB+ White = 47W; only white = 28W; only RGB = 19W.  
Max current for single power supply: 4A.

### PACKAGING

Packaged in 5 meters reels.

### NOTES

Different LED packaging technology with this strip with 4-in-1 CHIP that makes it possible to obtain an unrivalled uniform light output. A perfect colour mix.

### LED

LED 5050RGB 4-in-1  
24VDC  
Lifetime: >30,000h  
Warranty: 3 years

### COLOUR OF THE LIGHT

RGB + 2700K  
RGB + 3000K

### CONNECTIONS

Complete with a 15 cm long IP65/68 M/F cable on 2 sides.  
Maximum connection length 5 m. Max 4A in total.  
Strips can be cut to size by following the cutting indications printed on the strips.  
For IP65/IP68 strips, restore the IP protection after cutting.



### CUSTOM PRODUCTIONS

See details at the beginning of Linear Systems

Cutting Durastrip to size\*:

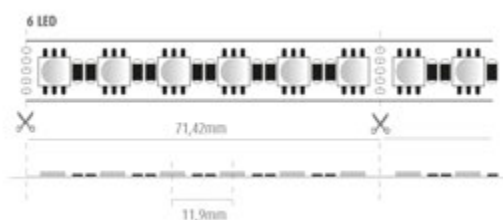
VA01

Fixed cost of piece work

\* Respect the cutting pitch. Supplied with 30 cm cable.




### LED SPACING AND PITCH CUT



## DURASTRIP RGB + WHITE IP68

<b>PRO</b>	24 Vdc	Ra 80		30000 h L70B20	IP68	-25°C +35°C	Risk Group 0				
------------	--------	-------	---	-------------------	------	----------------	-----------------	---	---	---	---

<b>W</b>	<b>lm/m</b>	<b>K</b>	<b>LED/m</b>	<b>L</b>	<b>L1</b>	<b>H</b>		<b>ART.</b>
75	520	3000K + RGB	84	5000	15	4	20 / 20	<b>07375RGBW</b> ◆

◆ Only available with MOQ ( 20 Reels of 5mt ): contact sales department for more information.

## DURASTRIP FOOD

IP68 LED strips for special applications in food retail and distribution.  
Colour of the light: white with specific spectra.  
Produced with calibrated spectra to improve visual perception of goods in different product sectors: the food retail, baked goods and hospitality industries.

### FEATURES

Produced with calibrated spectra to improve visual perception of goods in different product sectors.

### INSTALLATION

Complete with 3M double-sided tape to attach to the surface.  
When using double-sided tape degrease the application surface adequately.

### PACKAGING

Packaged in 5 meters reels.

### LED

120 LED/m  
Lifetime: >50,000h  
Warranty: 5 years

### CONNECTIONS

Complete with IP65 / 68 Male/Female wire on 2 sides, length 15 cm.  
Maximum connection length 5 m.  
Strips can be cut to size by following the cutting indications printed on the strips.



### CUSTOM PRODUCTIONS

See details at the beginning of Linear Systems 

Cutting Durastrip to size\*:

VA01

Fixed cost of piece work

\* Respect the cutting pitch. Supplied with 30 cm cable.

### LED SPACING AND PITCH CUT




## DURASTRIP FOOD



### DURASTRIP FOOD IP68

w	w/m	lm/m		LED/m	L	LI	H		ART.
70	14	730	Meat	120	5000	12	4	1/1	<b>05URE2414XO</b>
70	14	970	Bread	120	5000	12	4	1/1	<b>05UYE2414XO</b>
70	14	1070	Vegetables	120	5000	12	4	1/1	<b>05UWE2414XO</b>
70	14	1180	Fish	120	5000	12	4	1/1	<b>05UCE2414XO</b>




									ART.
Additional cut and mount kit for strip IP68 and IP65								1/1	<b>KT68PA</b>
This kit includes 4 terminal blocks with 15 cm wire, 10 silicone fixing bridges with screws.									




									ART.
IP65/68 cut kit								1/1	<b>KT05EX-CK</b>
DURASTRIP SELECT IP65 cutting kit (10 end caps + 10 silicone clips).									




									ART.
IP65/68 female connector								1/1	<b>KT05EX-FC</b>
DURASTRIP SELECT IP65 female connector (5 pcs).									




									ART.
IP65/68 M/F connector								1/1	<b>KT05EX-FMC</b>
DURASTRIP SELECT IP65 male-female connectors (5 pcs).									



									ART.
IP65 connector								1/1	<b>KT05EX-2FMC</b>
DURASTRIP SELECT IP65 female connector with 2 male output (2 pcs).									



									ART.
IP65 connector								1/1	<b>KT05EX-3FMC</b>
DURASTRIP SELECT IP65 female connector with 3 male output (2 pcs).									



# DURANEONFLEX







# DuraNeonFlex

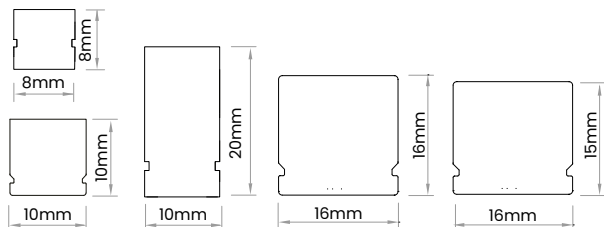
Design and function



Fenix Bodrum Restaurant – Turchia

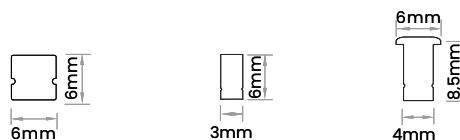
The DuraNeonFlex (DNF) range represents one of our strengths. A completely renewed collection that includes brand new models, more efficient evolutions, even thinner light lines, proven and uncompromised quality.

## DNF-Q EVO - TWIST - Black



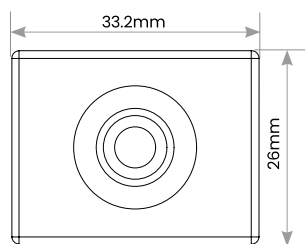
Models with different sections and characteristics: compare the data in the table on the next page and explore the use of the black especially suitable for modern interior design.

## Ultra slim - Filo - Translucid



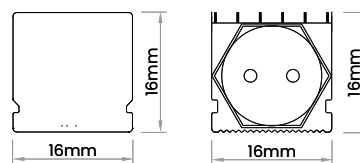
To simplify your work, reduce costs, and have ready to install Ultra compact profiles - with minimal cross sections, down to 3 mm, and a high IP protection rating. Special features, flexibility, and extreme quality to design your environment with thin lines of light.

## Architectural Optic: Wall washer & Grazer



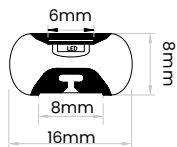
The OPTIC series delivers a new generation of lighting tools engineered to replace conventional wall-washer and grazing systems. Its high flexibility, combined with multiple beam distributions and light-color options, makes it suitable for advanced architectural applications

## Honeycomb & Stripe Anti-glare



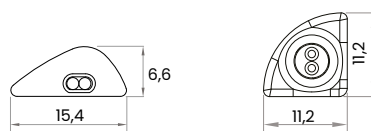
Black body and innovative upper surface processing: anti glare louver effect or honeycomb effect. They enhance spaces not only through lighting performance but also through the beauty of the object: to be used both functionally and decoratively.

## DUAL



Bilateral emission, a product that creates surprising effects. Particularly interesting for signage.

## Corner & Angled



Angular sections to solve, in the simplest and most effective way—and without the use of aluminum profiles—a highly requested application type. Two models that cover most usage needs.

SECTIONS IN 1:1 SCALE

## Color temperature

Color temperatures not listed in the catalog are available on request



## Customization Service

simplify your work  
reduce costs  
have guaranteed ready-to-install products

See the Service Menu on the following pages



## DuraNeonFlex SUMMARY TABLE

PRODUCT FAMILY		Page	W min/ max	lm min/ max	Ra	V	IP 54	IP 65	IP 67	N° LED/m	IK	
<b>NEW</b> DNF TWIST 12UM...		142	9 14	400 950	80	24 Vdc		●	●		07	
<b>NEW</b> DNF-Q EVO - VERT 15UV...		166	14	640	80	24 Vdc			●	120	07	
<b>NEW</b> DNF-Q EVO - TOP 19UT...-U8		162	8	540	90	24 Vdc			●	226	08	
<b>NEW</b> DNF FILO 19UT...-U6		146	9	620	90	24 Vdc			●	240	06	
<b>NEW</b> DNF ULTRA SLIM 19UV...-U3		146	9	280	90	24 Vdc	●			240	-	
<b>NEW</b> DNF SLIM TRANSLUCID 19UV...-U6		146	9	320	90	24 Vdc	●			240	-	
<b>NEW</b> DNF ANGLED 20UT...-AN		154	9	620	90	24 Vdc			●	240	04	
<b>NEW</b> DNF CORNER BLACK 20UT241230-AB		150	12	630	90	24 Vdc	●			368	06	
<b>NEW</b> DNF CORNER WHITE 20UT241240-AW		150	12	630	90	24 Vdc	●			368	06	
<b>NEW</b> DNF HONEY COMB BLACK 21UM241427-HCB		182	14	130	90	24 Vdc			●	120	06	
<b>NEW</b> DNF BLACK SERIES STRIPES 21UM...-GB		178	14	240	90	24 Vdc			●	120	06	
<b>NEW</b> DNF BLACK SERIES TOP 21UT...		170	8	110	80	24 Vdc			●	196	06	
<b>NEW</b> DNF BLACK SERIES TOP RGB 21UT2414RGBW		174	14	30	80	24 Vdc			●	96	06	
<b>NEW</b> DNF OPTICS 22U24...A10 / AA		186	24	1900	90	24 Vdc			●	24	07	
<b>NEW</b> DNF OPTICS BLACK 22U242430-A30B		186	24	2000	90	24 Vdc			●	24	07	
<b>NEW</b> DNF OPTICS GRAZER 22U242430-AG		186	24	1900	90	24 Vdc				24	07	
<b>NEW</b> DNF OPTICS RGBW BLACK 22U2424RW-A30B		186	24	950	80	24 Vdc			●	24	07	
<b>NEW</b> DNF OPTICS GRAZER RGBW WHITE 22U2424RW-AG		186	24	840	90	24 Vdc			●	24	07	
<b>NEW</b> DNF VERT DUAL 23UV24...		158	9	370	80	24 Vdc			●	180	06	



Visit the product family page to explore availability across all colour temperatures and to check whether certain versions (●) require a minimum order.

	2700K	3000K	3500K	4000K	6500K	L	L1	H	Cut pitch	max L upon order (m)				Type of light	Range
	●	●	●	●	●	5000	16	15 16	free cut	11 7	120°	36000 L70B20 50000 L70B50	G3		PLUS
	●	●	●	●	●	5000	10	20	free cut	7	120°	50000 L70B50	G5h24		PRO
	●	●	●	●	●	5000	8	8	free cut	12	120°	50000 L70B50	G5h24		PRO
	●	●	●	●	●	5000	6	6	free cut	11	120°	50000 L70B50	G5h24		PRO
	●	●	●	●	●	5000	3	6	free cut	11	120°	50000 L70B50	G5h24		PRO
	●	●	●	●	●	5000	6	8,5	free cut	11	120°	50000 L70B50	G5h24		PRO
	●	●	●	●	●	5000	10	10	free cut	11	120°	50000 L70B50	G5h24		PRO
	●	●	●	●	●	5000	14,4	6	free cut	8	120x100	50000 L70B50	G5h24		PRO
	●	●	●	●	●	5000	14,4	6	free cut	8	120x100	50000 L70B50	G5h24		PRO
	●	●	●	●	●	5000	16	16	free cut	7	60°	50000 L70B50	G5h24		PRO
	●	●	●	●	●	5000	16	16	50	7	110x40	50000 L70B50	G5h24		PRO
	●	●	●	●	●	5000	10	10	free cut	12	90°	50000 L70B50	G5h24		PRO
		RGBW				5000	16	16	63	7	90°	50000 L70B50	G5h24		PRO
	●	●	●	●	●	5000	30	23	250		10°	50000 L70B50	G5h24		PRO
	●	●	●	●	●	5000	30	23	250		30°	50000 L70B50	G5h24		PRO
	●	●	●	●	●	5000	30	23	250		25x50	50000 L70B50	G5h24		PRO
		RGBW				5000	30	23	250		45x30	50000 L70B50	G5h24		PRO
		RGBW				5000	30	23	250		25x50	50000 L70B50	G5h24		PRO
	●	●	●	●	●	5000	8	16	free cut	11	2x90°	50000 L70B50	G5h24		PRO



# How to configure and order a custom DuraNeonFlex (DNF)

Electrical termination accessories are used to change the type of connection output (in-line, side, rear) or to create additional cuts and new connections.

The DuraNeonFlex TWIST model, on the other hand, is supplied in 10-metre rolls without a connection: in this case, connection accessories are always required.

In both cases, the product can be supplied CUSTOM-MADE to the required length and with the desired type of connection.

To determine the correct size, it is important to respect to the cutting pitch of the chosen model.

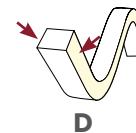
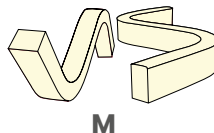
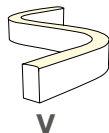
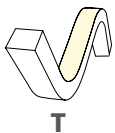
Note: the IP protection rating is guaranteed only on customised productions carried outsupplied by Duralamp

## How to put together a DuraNeonFlex project:

### 1 Choose the type of flexibility / direction of light

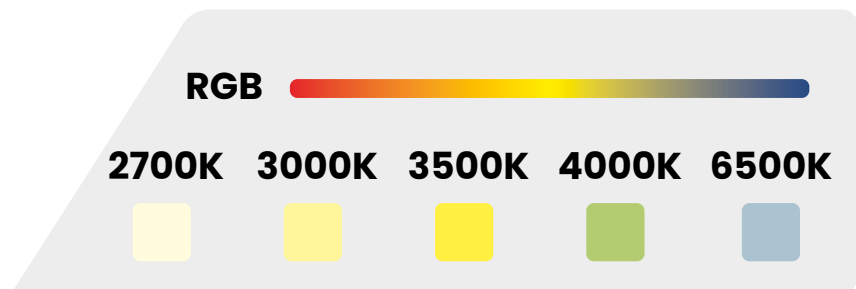
**T** = Top Flex      **M** = Multi-directional (Top + Vert)

**V** = Vert Flex      **D** = Dual-action



### 2 Choose the model, design and lighting effect you want

### 3 Choose the colour of the light



## 4 Determine the required power

**8W - 9W - 12W - 14W - 24W**

## 5 Define the length of the segment, taking into account the cutting pitch.



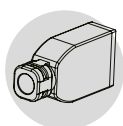
Check the cutting pitch



50 mm - 63 mm - 250 mm

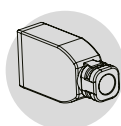
## 6 Select the type of output to the power supply

ACCESSORY CODES:



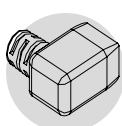
**L1**

in line  
(Axial)



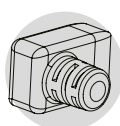
**L1D**

in line  
(Axial  
right side)



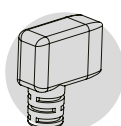
**L2**

side



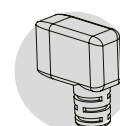
**L2D**

side  
(right side)



**L3**

rear



**L3D**

rear  
(right side)

## 7 Enter the final order code for the finished product, specifying the required length and the selected connector

### Custom product

Example:

**20UT241430 + L1D + 0425**

= base code + L1D connector (side) + 0425 cm.

*For custom lengths, add 4 final digits indicating the length in centimetres. Refer to the DNF summary table to check the maximum supply length for each model.*

**THE FINAL CODE REFERS TO THE PRODUCT SUPPLIED AT THE REQUIRED LENGTH, WITH THE SELECTED CONNECTION AND THEREFORE COMPLETE WITH:**

- the selected terminal
- end cap
- power supply connection cable



## DURANEONFLEX TWIST

DuraNeonFlex Twist is the ideal tool to follow the fluid form of contemporary architecture and is able to follow curved paths that change direction in unexpected and surprising ways, DNF Twist can be twisted both vertically and horizontally and may be cut to size at any point making it possible to obtain the exact lengths necessary for any project.

### FEATURES

Flexible light line with continuous lighting: so flexible you can create curves with a minimum diameter of 6 cm and allows twisting of 360° in one meter!  
Lifetime: internal use >50,000h; external use >35,000h.

### INSTALLATION

DNF is equipped with different terminals for power supply: in-line, side and rear connection to the profile to meet any installation requirement.

### MATERIAL

Extremely flexible, impact resistant and weatherproof extruded silicone.

### USAGE INFORMATION

Dimmable 0-100%  
DALI - DMX  
Analogue and digital domotic control systems  
Push Dali with ZKCDAFF controllers  
CASAMBI compatible

### PACKAGING

Packaged in 5 meters reels.



### CUSTOM PRODUCTIONS

See details at the beginning of Linear Systems

Cutting DuraNeonFlex to size\*:

VA02

Fixed cost of piece work

\* Respect the cutting pitch. Supplied with 30 cm cable.









### LED SPACING AND PITCH CUT

TAGLIO LIBERO - FREE CUT



## DURANEONFLEX TWIST

**PLUS** 24 Vdc Ra 80  36000 h<sup>1</sup> L70B20 50000 h<sup>2</sup> L70B50 -25°C +35°C Risk Group 1   120°  

	W/m	lm/m	K	IP	L	L1	H		ART.
	9	400	2700	IP65	5000	16	15	1 / 1	<b>12UM240927</b> <sup>(1)</sup> ▼
	9	425	3000	IP65	5000	16	15	1 / 1	<b>12UM240930</b> <sup>(1)</sup> ▼
	9	450	4000	IP65	5000	16	15	1 / 1	<b>12UM240940</b> <sup>(1)</sup> ▼
<b>NEW</b>	14	873	2700	IP67	5000	16	16	1 / 1	<b>12UM241427</b> <sup>(2)</sup>
<b>NEW</b>	14	892	3000	IP67	5000	16	16	1 / 1	<b>12UM241430</b> <sup>(2)</sup>
<b>NEW</b>	14	940	3500	IP67	5000	16	16	1 / 1	<b>12UM241435</b> <sup>(2)</sup> ◆
<b>NEW</b>	14	970	4000	IP67	5000	16	16	1 / 1	<b>12UM241440</b> <sup>(2)</sup>
<b>NEW</b>	14	950	6500	IP67	5000	16	16	1 / 1	<b>12UM241465</b> <sup>(2)</sup> ◆

▼ To be discontinued.

◆ Only available with MOQ ( 5 Reels of 10 mt ): contact sales department for more information.



DNF TOP TWIST wiring kit



1 / 1



**KT12UL1**

DNF TOP TWIST wiring kit including output line/straight exit wire, free wires + end cap.  
DNF Strips with end cap are IP40; if properly sealed with glue they provide IP65.  
This wiring kit corresponds to the suffix **A** in the codes of finished end prepared product.



DNF TOP TWIST wiring kit



1 / 1



**KT12UL2**

DNF TOP TWIST wiring kit includes output side/lateral exit wire, free wires + end cap.  
DNF Strips with end cap are IP40; if properly sealed with glue they provide IP65.  
This wiring kit corresponds to the suffix **B** in the codes of finished end prepared product.



DNF TOP TWIST wiring kit



1 / 1



**KT12UL3**

DNF TOP TWIST wiring kit includes rear/bottom exit wire, free wires + end cap.  
DNF Strips with end cap are IP40; if properly sealed with glue they provide IP65.  
This wiring kit corresponds to the suffix **C** in the codes of finished end prepared product.



DNF TOP TWIST transparent 'omega shape' clips kit.



1 / 1



**KT12UMS1**

Includes 5 clips and 10 screws.

Accessories

DURANEONFLEX TWIST



DNF Twist bottom fixing clips

Includes 5 clips and 5 screws.



1 / 1



**KT12UTC1**



**NEW** DNF Twist aluminum channel L=965mm



1 / 1



**KT12UTP1**



**NEW** Flexible profile L.20 m

Flexible metal profile for DNF TWIST.



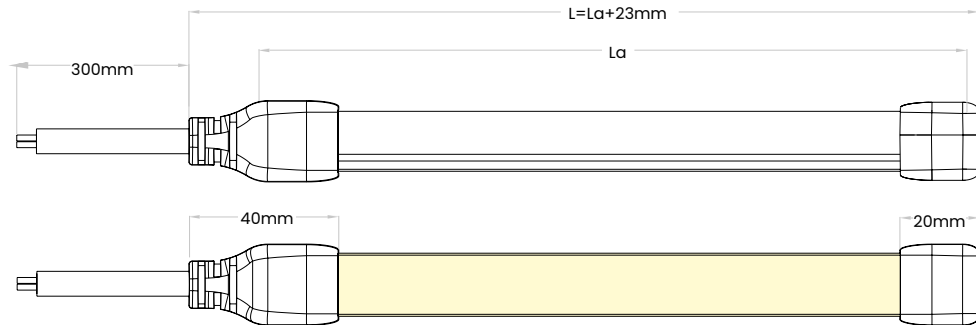
1 / 1




**KT12UMFP2**

Technical drawings | Type of electrical connection | Minimum bending radii

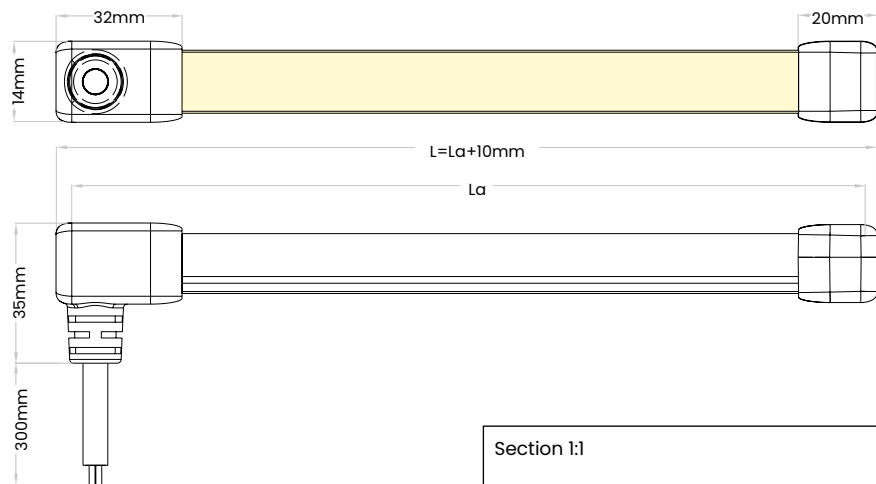
In-line/axial connection = **L1**



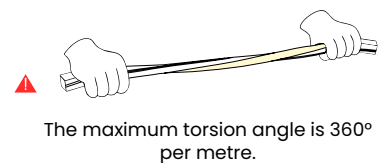

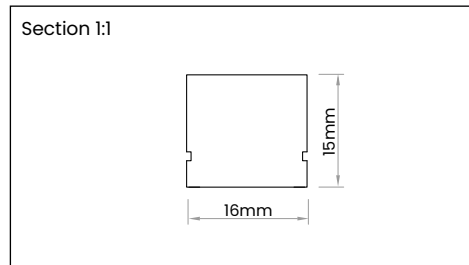
Side connection = **L2**



Rear connection = **L3**



KEY  
L: Total length  
Ll: Cut length  
La: LED strip length





# DURANEONFLEX SLIM

Three models with different characteristics, all equally flexible, resistant, and with high IP rating.

### FEATURES

**DuraNeonFlex SLIM TRANSLUCID:** a 6mm silicone light profile with a special translucent edge and flat surface for flush mounting.

The only one with an edge that remains as luminous as the entire strip, translucent for a new and elegant effect.

**DuraNeonFlex ULTRA SLIM:** the thinnest light lines of all! Only 3mm, the 'mark' that defines the boldest designs. IP54.

The extruded edge relative to the recess groove covers cutting imperfections and prevents the strip from "sinking" into the groove.

When the strip is on, the light filters through the fins with a diffused effect.

**DuraNeonFlex FILO:** a light line enclosed in a square section of only 6 mm.

Despite its compact size, this strip offers high brightness. The extruded silicone cover ensures resistance and flexibility, allowing curves up to 30 mm.

These LED strips use a special chip, evolution of the 2835, which allows cutting at every single LED: only 6.25 mm between each light point. Total freedom of installation, even in the smallest details.

With only 14 W/m, they reach up to 2000 lm/m: a powerful light output designed for those who design with rigor and sensitivity.

IP67.

### INSTALLATION

Complete with 3M double-sided tape to attach to the surface.

When using double-sided tape degrease the application surface adequately.

### USAGE INFORMATION

Dimmable 0-100% Flicker Free

DALI - DMX - 1-10

Analogue and digital domotic control systems

Push Dali with ZKCAFF controllers

CASAMBI compatible

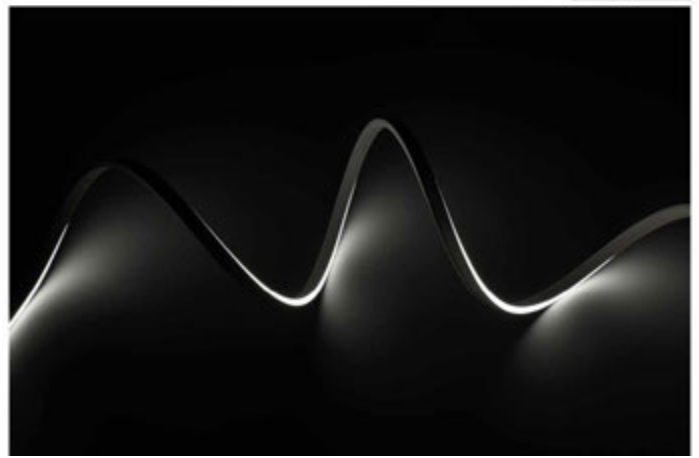
### PACKAGING

Packaged in 5 meters reels.

The DNF SLIM items are complete with a line/straight connector with free wires.

### LED

SDCM from <3 to <6.



### CUSTOM PRODUCTIONS



See details at the beginning of Linear Systems

Cutting DuraNeonFlex to size\*:

VA02

Fixed cost of piece work

\* Respect the cutting pitch. Supplied with 30 cm cable.

### LED SPACING AND PITCH CUT


TAGLIO LIBERO - FREE CUT



## DURANEONFLEX SLIM


**PRO** 24 Vdc Ra 90  50000 h L70B50 IP54 IK06 -25°C +35°C Risk Group 1   120°  


### DURANEONFLEX SLIM TRANSLUCID

	W	W/m	lm/m	K	LED/m	L	LI	H		ART.
NEW	45	9	320	3000	240	5000	6	8.5	1 / 10	<b>19UV240930-U6</b>
NEW	45	9	340	4000	240	5000	6	8.5	1 / 10	<b>19UV240940-U6</b>


**PRO** 24 Vdc Ra 90  50000 h L70B50 IP54 -25°C +35°C Risk Group 1   120°  

### DURANEONFLEX ULTRA SLIM

	W	W/m	lm/m	K	LED/m	L	LI	H		ART.
NEW	45	9	280	3000	240	5000	3	6	1 / 10	<b>19UV240930-U3</b>
NEW	45	9	300	4000	240	5000	3	6	1 / 10	<b>19UV240940-U3</b>

**PRO** 24 Vdc Ra 90  50000 h L70B50 IP67 IK06 -25°C +35°C Risk Group 1   120°  

### DURANEONFLEX FILO

	W	W/m	lm/m	K	LED/m	L	LI	H		ART.
NEW	45	9	620	3000	240	5000	6	6	1 / 10	<b>19UT240930-U6</b>
NEW	45	9	660	4000	240	5000	6	6	1 / 10	<b>19UT240940-U6</b>



**NEW** DNF DNF TRANSLUCID wiring kit



1 / 1

ART.

**KT19UV-U6L1**

Accessory required only in case of cutting and new connection.  
The kit includes: cable (30 cm), perforated cap for "in-line" (axial) power input, and silicone end cap.  
This connection kit corresponds to suffix A in the product codes with customized lengths.



**NEW** DNF ULTRA SLIM wiring kit




1 / 1

ART.

**KT19UV-U3L1**

Accessory required only in case of cutting and new connection.  
The kit includes: cable (30 cm), perforated cap for "in-line" (axial) power input, and silicone end cap.  
This connection kit corresponds to suffix A in the product codes with customized lengths.



**NEW** DNF FILO wiring kit



1 / 1

ART.

**KT19UT-U6L1**

Accessory required only in case of cutting and new connection.  
The kit includes: cable (30 cm), perforated cap for "in-line" (axial) power input, and silicone end cap.  
This connection kit corresponds to suffix A in the product codes with customized lengths.

Accessories  
**DURANEONFLEX SLIM**



**NEW** DNF FILO aluminium profile L=965mm



1 / 1



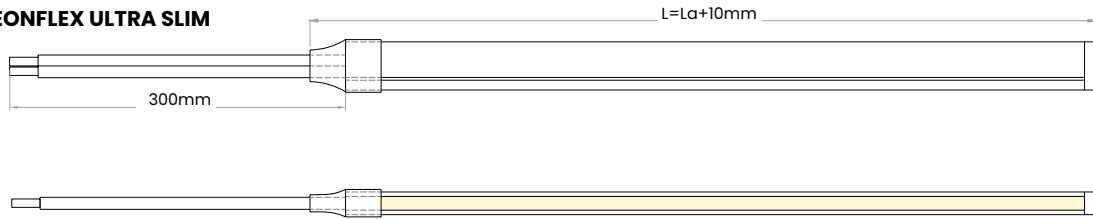
**KT19UT-U6P1**



Technical drawings | Type of electrical connection | Minimum bending radii

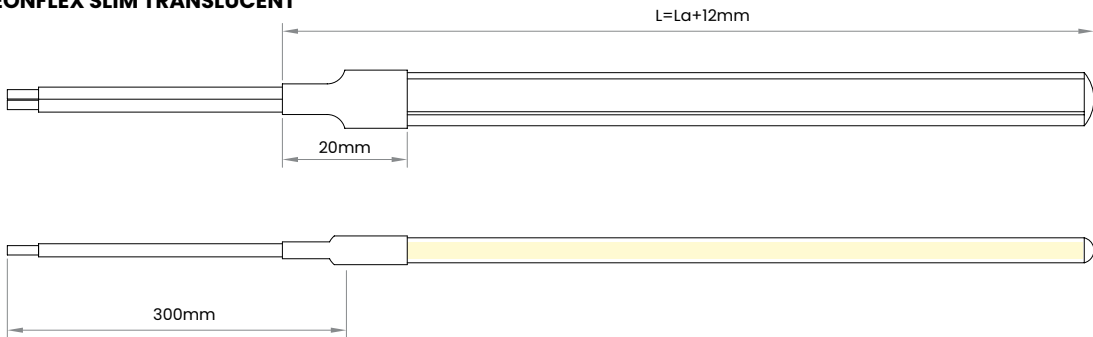
In-line/axial connection = **L1**

**DURANEONFLEX ULTRA SLIM**



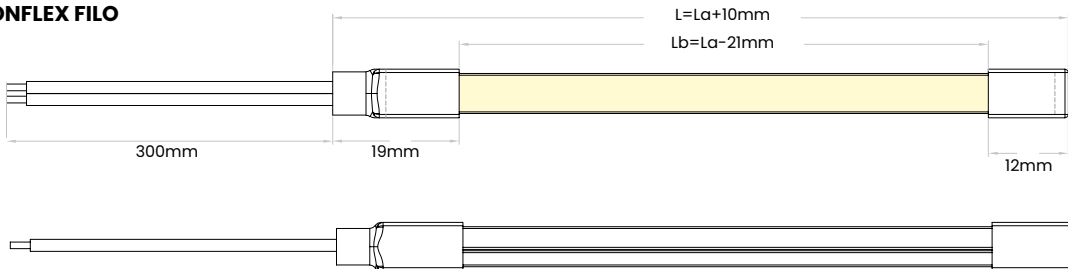
In-line/axial connection = **L1**

**DURANEONFLEX SLIM TRANSLUCENT**




In-line/axial connection = **L1**

**DURANEONFLEX FILO**




KEY  
L: Total length  
Ll: Cut length  
La: LED strip length

**ULTRASLIM/SLIM**



It can be folded over the headband

**FILO**



It can be folded over the headband

Sections 1:1

<p><b>DNF ULTRA SLIM</b></p>	<p><b>DNF SLIM TRANSLUCENT</b></p>	<p><b>DNF FILO</b></p>
------------------------------	------------------------------------	------------------------



The maximum torsion angle is 360° per metre.

## DURANEONFLEX CORNER

Triangular section silicone extrusion: a profile specifically designed to direct light frontally from a horizontal position. The asymmetric light distribution, emitted from the front side of the triangular section, is ideal for installations in furniture, retail displays, and bookshelves. It can be cut at any point and does not require the use of aluminum profiles. Model with black or white body.

### INSTALLATION

Multiple mounting methods available. This DNF can be cut at any point (free cut). Supplied with free-wire connection on one side and an end cap on the other. Optional wiring terminals, with in-line or rear output, on the right or left side.

### MATERIAL

Extremely flexible, impact resistant and weatherproof extruded silicone.

### USAGE INFORMATION

Dimmable 0-100%  
DALI - DMX  
Analogue and digital domotic control systems  
Push Dali with ZKCDA controllers  
CASAMBI compatible

### PACKAGING

Packaged in 5 meters reels.

### LED

SDCM <5



### CUSTOM PRODUCTIONS

See details at the beginning of Linear Systems

Cutting DuraNeonFlex to size\*:

VA02

Fixed cost of piece work

\* Respect the cutting pitch. Supplied with 30 cm cable.



### LED SPACING AND PITCH CUT


TAGLIO LIBERO - FREE CUT



## DURANEONFLEX CORNER


<b>PRO</b>	24 Vdc	Ra 90		50000 h L70B50	IP54	IK06	-25°C +35°C	Risk Group 1				
------------	--------	-------	---	-------------------	------	------	----------------	-----------------	---	--	---	---

### DURANEONFLEX CORNER WHITE

	W	W/m	lm/m	K	LED/m	L	LI	H		ART.
<b>NEW</b>	60	12	630	4000	368	5000	15.4	6.6	5 / 5	<b>20UT241240-AW</b>

<b>PRO</b>	24 Vdc	Ra 90		50000 h L70B50	IP54	IK06	Risk Group 1				
------------	--------	-------	---	-------------------	------	------	-----------------	---	---	---	---

### DURANEONFLEX CORNER BLACK

	W	W/m	lm/m	K	LED/m	L	LI	H		ART.
<b>NEW</b>	60	12	630	3000	368	5000	15.4	6.6	5 / 5	<b>20UT241230-AB</b>
<b>NEW</b>	60	12	630	4000	368	5000	15.4	6.6	5 / 5	<b>20UT241240-AB</b>



				ART.
<b>NEW</b>		DNF CORNER wiring kit	1 / 1	<b>KT20UTWL1</b>
<b>NEW</b>		DNF CORNER wiring kit	1 / 1	<b>KT20UTBL1</b>

Accessory required only in case of cutting and new connection.  
The kit includes: cable (30 cm), perforated cap for "in-line" (axial) power input, and silicone end cap.  
This connection kit corresponds to suffix A in the product codes with customized lengths.



				ART.
<b>NEW</b>		DNF CORNER wiring kit	1 / 1	<b>KT20UTWL1D</b>
<b>NEW</b>		DNF CORNER wiring kit	1 / 1	<b>KT20UTBL1D</b>

Accessory required only in case of cutting and new connection.  
The kit includes: cable (30 cm), perforated cap for "in-line" (axial), right side, power input, and silicone end cap.  
This connection kit corresponds to suffix D in the product codes with customized lengths.



				ART.
<b>NEW</b>		DNF CORNER wiring kit	1 / 1	<b>KT20UTWL3</b>
<b>NEW</b>		DNF CORNER wiring kit	1 / 1	<b>KT20UTBL3</b>

Accessory required only in case of cutting and new connection.  
The kit includes: cable (30 cm), perforated cap for bottom power input (opposite side of the luminous surface) and silicone end cap.  
This connection kit corresponds to suffix C in the product codes with customized lengths.

Accessories

DURANEONFLEX CORNER

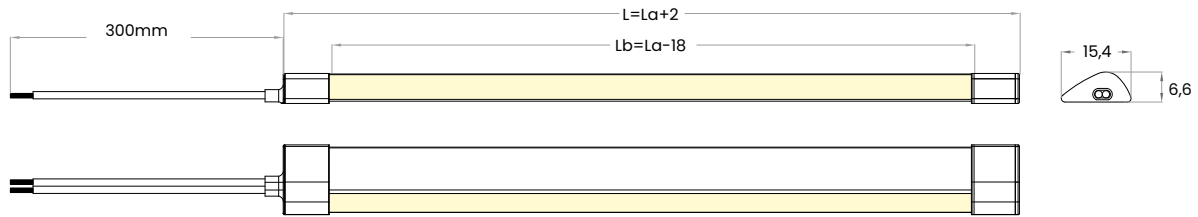


			
<b>NEW</b>	 DNF CORNER wiring kit	1 / 1	<b>KT20UTWL3D</b>
<b>NEW</b>	 DNF CORNER wiring kit	1 / 1	<b>KT20UTBL3D</b>


Accessory required only in case of cutting and new connection.  
 The kit includes: cable (30 cm), perforated cap for bottom power input (opposite side of the luminous surface), right side, and silicone end cap.  
 This connection kit corresponds to suffix D in the product codes with customized lengths.

Technical drawings | Type of electrical connection | Minimum bending radii

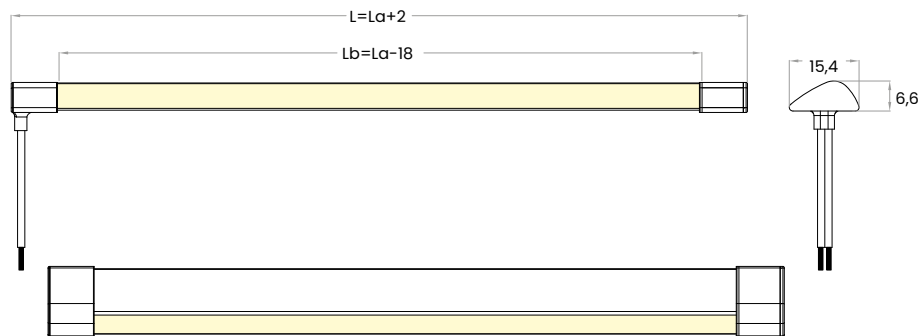
In-line/axial connection = **L1**



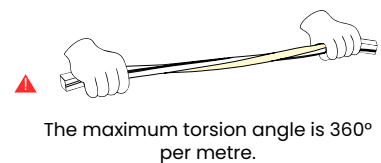
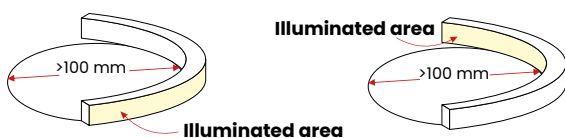
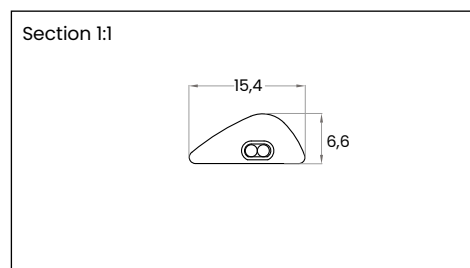
Right-hand side in-line/axial connection = **L1D**



Rear connection = **L3**



KEY  
L: Total length  
Ll: Cut length  
La: LED strip length





## DURANEONFLEX ANGLED

DuraNeonFlex ANGLED is a flexible profile with a right-angle 10 × 10 mm cross-section, designed for installation on angular surfaces.

Its corner-shaped structure ensures optimal alignment and a homogeneous light output along linear or perimeter paths.

Can be cut at any point, perfect for angular installation between wall and ceiling or in showcases and furniture.

### INSTALLATION

Surface mounted with clips; can be cut at any point (free cut).

Supplied with free-wire connection on the left side and an end cap on the other.

Optional wiring terminals, with in-line or rear output, on the right or left side.

### MATERIAL

Extremely flexible, impact resistant and weatherproof extruded silicone.

### USAGE INFORMATION

Dimmable 0-100% Flicker Free

DALI - DMX - 1-10

Analogue and digital domotic control systems

Push Dali with ZKCDAFF controllers

CASAMBI compatible

### PACKAGING

Packaged in 5 meters reels.

### LED

SDCM from <3 to <5.



### CUSTOM PRODUCTIONS



See details at the beginning of Linear Systems

Cutting DuraNeonFlex to size\*:

VA02

Fixed cost of piece work

\* Respect the cutting pitch. Supplied with 30 cm cable.


### LED SPACING AND PITCH CUT

TAGLIO LIBERO - FREE CUT



## DURANEONFLEX ANGLED

<b>PRO</b>	24 Vdc	Ra 90		50000 h L70B50	IP67	IK04	-25°C +35°C	Risk Group 1				
------------	--------	-------	---	-------------------	------	------	----------------	-----------------	---	--	---	---

	W	W/m	lm/m	K	LED/m	L	LI	H		ART.
<b>NEW</b>	45	9	620	3000	240	5000	10	10	1 / 10	<b>20UT240930-AN</b>
<b>NEW</b>	45	9	660	4000	240	5000	10	10	1 / 10	<b>20UT240940-AN</b>



**NEW** DNF Q VERT EVO wiring kit



1 / 1

ART.

**KT20UT-ANL1**

Accessory required only in case of cutting and new connection.  
The kit includes: cable (30 cm), perforated cap for "in-line" (axial) power input, and silicone end cap.  
This connection kit corresponds to suffix A in the product codes with customized lengths.



**NEW** DNF Q VERT EVO wiring kit



1 / 1

ART.

**KT20UT-ANL3**

**NEW** DNF Q VERT EVO wiring kit

1 / 1

**KT20UT-ANL3D**

Accessory required only in case of cutting and new connection.  
The kit includes: cable (30 cm), perforated cap for bottom power input (opposite side of the luminous surface) and silicone end cap.  
This connection kit corresponds to suffix C in the product codes with customized lengths.



**NEW** DNF ANGLED omega shape fixing



1 / 1

ART.

**KT20UT-ANS1**

Includes 5 clips and 10 screws.



**NEW** DNF ANGLED bottom fixing clips



1 / 1

ART.

**KT20UT-ANC1**

Includes 5 clips and 5 screws.



**NEW** DNF ANGLED aluminium profile L=965mm



1 / 1

ART.

**KT20UT-ANP1**



**NEW** DNF ANGLED Adhesive tape



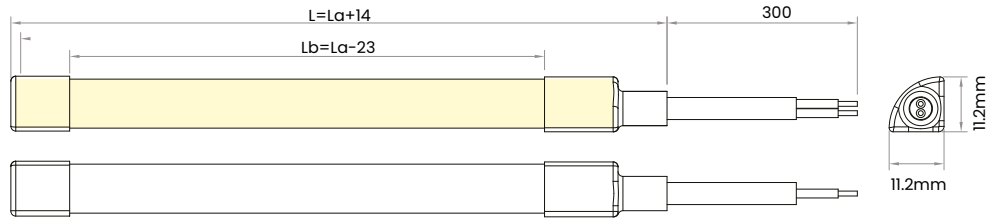
1 / 1

ART.

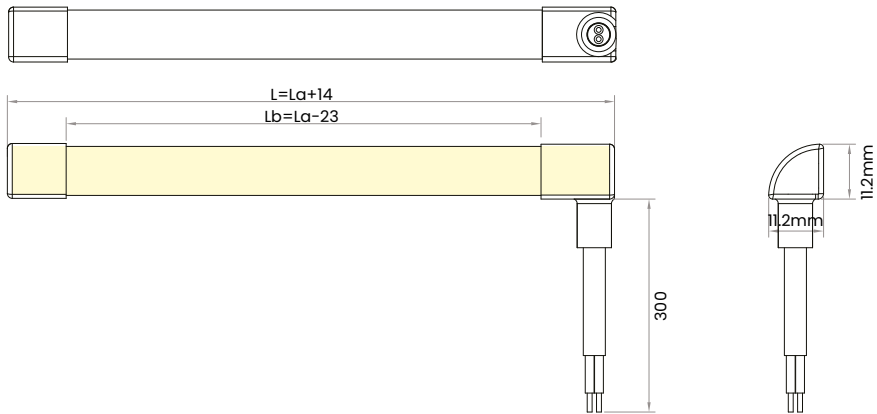
**KT20UT-ANTP**

Technical drawings | Type of electrical connection | Minimum bending radii

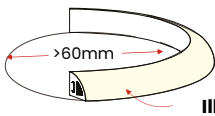
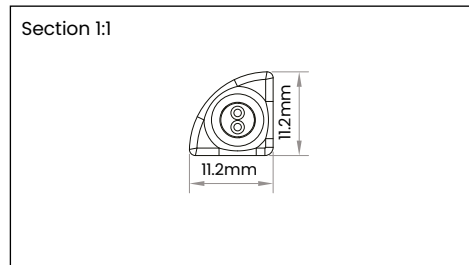
In-line/axial connection = **L1**



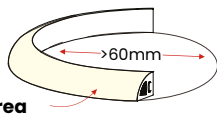
Rear connection = **L3**



KEY  
L: Total length  
Ll: Cut length  
La: LED strip length




Illuminated area



Cannot be bent sideways



The maximum torsion angle is 360° per metre.



HOTEL GALERIAS SANTIAGO - Chile  
Lighting designer: Katerina Jofre  
Architect: Cristian Fernandez  
Photo: Nicolas Saieh

## DURANEONFLEX VERT DUAL

Unexpected emission on both sides of the strip: rounded shape of the luminous surface, ideal for luminous signs and design projects.

Interesting mounting with aluminum profile: this element remains recessed in the lower part of the strip, invisible from the front.

### INSTALLATION

Supplied with free-wire connection on one side and an end cap on the other.

This DNF can be cut at any point (free cut).

Installation with the special recessed profile.

### MATERIAL

Extremely flexible, impact resistant and weatherproof extruded silicone.

### USAGE INFORMATION

Dimmable 0-100% Flicker Free

DALI - DMX - 1-10

Analogue and digital domotic control systems

Push Dali with ZKCDAFF controllers

CASAMBI compatible

### PACKAGING

Packaged in 5 meters reels.

### LED

SDCM <3



### CUSTOM PRODUCTIONS

See details at the beginning of Linear Systems 

Cutting DuraNeonFlex to size\*:

VA02

Fixed cost of piece work

\* Respect the cutting pitch. Supplied with 30 cm cable.


### LED SPACING AND PITCH CUT

TAGLIO LIBERO - FREE CUT



## DURANEONFLEX VERT DUAL

**PRO** 24 Vdc Ra 80  50000 h L70B50 IP67 IK06 -25°C +35°C Risk Group 1    

	W	W/m	lm/m	K	LED/m	L	LI	H		ART.
<b>NEW</b>	45	9	370	3000	180	5000	8	16	1 / 6	<b>23UV240930-DU</b>
<b>NEW</b>	45	9	400	4000	180	5000	8	16	1 / 6	<b>23UV240940-DU</b>



**NEW** DNF VERT DUAL wiring kit

Accessory required only in case of cutting and new connection.  
The kit includes: cable (30 cm), perforated cap for "side" (orthogonal, left-side) power input, and silicone end cap.  
This connection kit corresponds to suffix B in the product codes with customized lengths.



1 / 1

ART.

**KT23UV-DUL2**



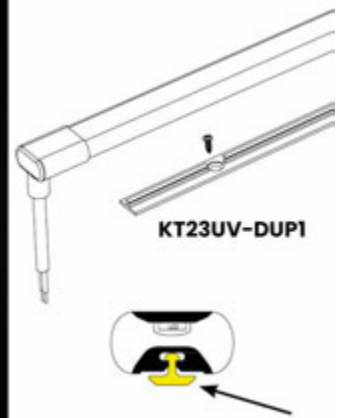

**NEW** DNF VERT DUAL aluminium profile L=965mm



1 / 1

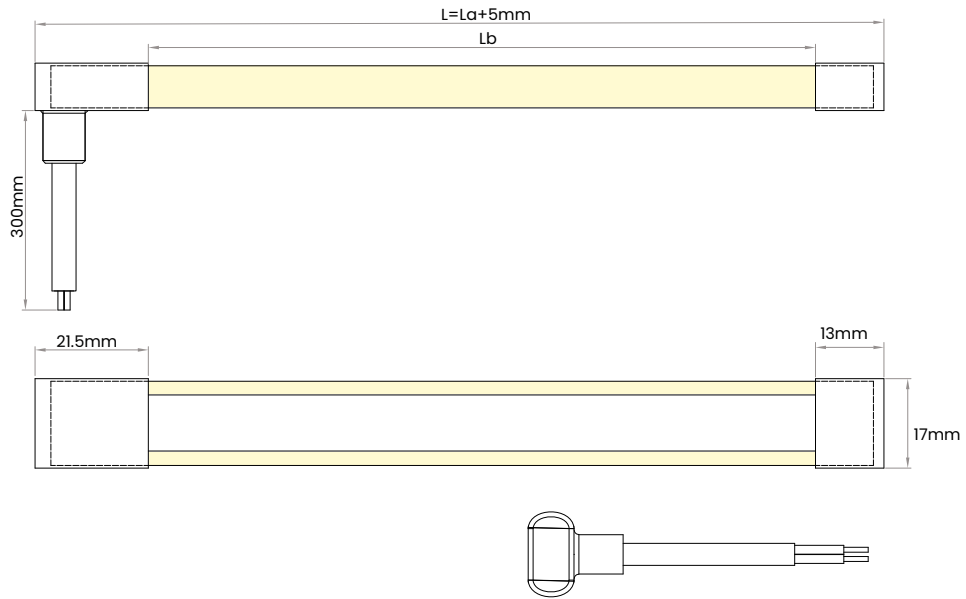
ART.

**KT23UV-DUPI**

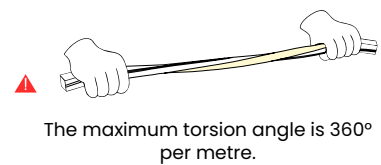

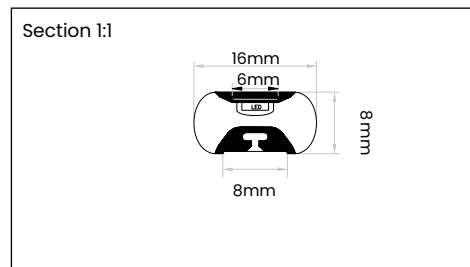


Technical drawings | Type of electrical connection | Minimum bending radii

Side connection = **L2**



**KEY**  
L: Total length  
Ll: Cut length  
La: LED strip length





UTHEAST  
STAIR

DICKIE'S ARENA, FT. WORTH, TX  
Lighting Design: LAM PARTNERS  
Architectural Design: David M. Schwarz Architects  
Photography: © Hall+Merrick Photographers

## DURANEONFLEX-Q TOP EVO

A new technological step for the DuraNeonFlex-Q series: more efficiency, 'soft-touch' appearance, TOP curvature, and a very small size: 8x8mm. The most modern materials allow curves with a diameter of up to 120 mm.

### INSTALLATION

Mounted with clips or with rigid and flexible profiles. This DNF can be cut at any point (free cut). Supplied with free-wire connection on one side and an end cap on the other. Fitted with different outputs for power supply.

### MATERIAL

Extremely flexible, impact resistant and weatherproof extruded silicone.

### USAGE INFORMATION

Dimmable 0-100% Flicker Free  
DALI - DMX - 1-10  
Analogue and digital domotic control systems  
Push Dali with ZKCDAFF controllers  
CASAMBI compatible

### PACKAGING

Packaged in 5 meters reels.



### CUSTOM PRODUCTIONS

See details at the beginning of Linear Systems

Cutting DuraNeonFlex to size\*:

VA02

Fixed cost of piece work

\* Respect the cutting pitch. Supplied with 30 cm cable.




### LED SPACING AND PITCH CUT

TAGLIO LIBERO - FREE CUT



## DURANEONFLEX-Q TOP EVO

**PRO** 24 Vdc Ra 90  50000 h L70B50 IP67 IK08 -25°C +35°C Risk Group 1   120°  

	W	W/m	lm/m	K	LED/m	L	LI	H		ART.
<b>NEW</b>	40	8	540	3000	226	5000	8	8	1 / 10	<b>19UT240830-U8</b>
<b>NEW</b>	40	8	570	4000	226	5000	8	8	1 / 10	<b>19UT240840-U8</b>



<b>NEW</b>	DNF Q VERT EVO wiring kit		1 / 1	<b>ART.</b>	<b>KT19UT-U8L1</b>
------------	---------------------------	---	-------	-------------	--------------------

Accessory required only in case of cutting and new connection.  
The kit includes: cable (30 cm), perforated cap for "in-line" (axial) power input, and silicone end cap.  
This connection kit corresponds to suffix A in the product codes with customized lengths.



<b>NEW</b>	DNF Q VERT EVO wiring kit		1 / 1	<b>ART.</b>	<b>KT19UT-U8L2</b>
------------	---------------------------	---	-------	-------------	--------------------

Accessory required only in case of cutting and new connection.  
The kit includes: cable (30 cm), perforated cap for "side" (orthogonal, left-side) power input, and silicone end cap.  
This connection kit corresponds to suffix B in the product codes with customized lengths.



<b>NEW</b>	DNF Q VERT EVO wiring kit		1 / 1	<b>ART.</b>	<b>KT19UT-U8L3</b>
------------	---------------------------	---	-------	-------------	--------------------



<b>NEW</b>	DNF Q TOP EVO bottom fixing clips		1 / 1	<b>ART.</b>	<b>KT19UT-U8C1</b>
------------	-----------------------------------	---	-------	-------------	--------------------

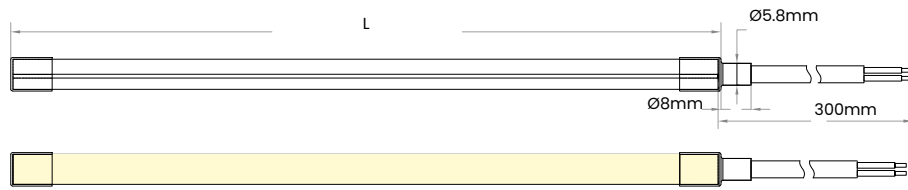
Includes 5 clips and 5 screws.



<b>NEW</b>	DNF Q TOP EVO aluminium profile L=965mm		1 / 1	<b>ART.</b>	<b>KT19UT-U8P1</b>
------------	---	---	-------	-------------	--------------------

Technical drawings | Type of electrical connection | Minimum bending radii


In-line/axial connection = **L1**



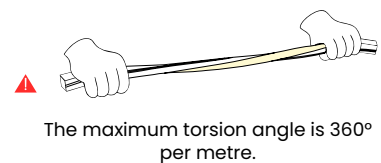
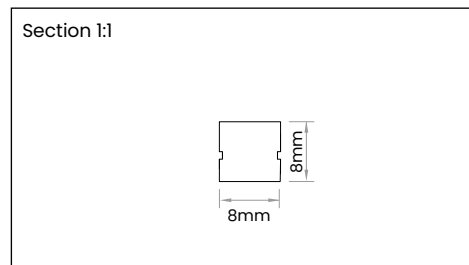
Side connection = **L2**




Rear connection = **L3**



KEY  
L: Total length  
L1: Cut length  
La: LED strip length





Le Meridien, Arcadia, CA  
Lighting Designer: First Circle Design Inc.  
Architect: Architects Orange  
Photography: Lime Leaf Studios

## DURANEONFLEX-Q VERT EVO

A new technological step for the DuraNeonFlex-Q series: greater efficiency, a soft-touch appearance, VERT curvature, and a very compact size: 10x20 mm. The most modern materials allow curves with a diameter of up to 120 mm.

### TYOLOGY

Mounted with clips or with rigid and flexible profiles. This DNF can be cut at any point (free cut). Supplied with free-wire connection on one side and an end cap on the other. Fitted with different outputs for power supply.

### MATERIAL

Extremely flexible, impact resistant and weatherproof extruded silicone.

### USAGE INFORMATION

Dimmable 0-100% Flicker Free  
DALI - DMX - 1-10  
Analogue and digital domotic control systems  
Push Dali with ZKCDAFF controllers  
CASAMBI compatible

### PACKAGING

Packaged in 5 meters reels.

### LED

SDCM from <2 to <3.



### CUSTOM PRODUCTIONS

See details at the beginning of Linear Systems

Cutting DuraNeonFlex to size\*:

VA02

Fixed cost of piece work

\* Respect the cutting pitch. Supplied with 30 cm cable.



### LED SPACING AND PITCH CUT


TAGLIO LIBERO - FREE CUT



# DURANEONFLEX-Q VERT EVO

<b>PRO</b>	24 Vdc	Ra 80		50000 h L70B50	IP67	IK07	-25°C +35°C	Risk Group 1				
------------	--------	-------	---	-------------------	------	------	----------------	-----------------	---	--	---	---

## DURANEONFLEX-Q EVO - VERT

	W	W/m	lm/m	K	LED/m	L	LI	H		ART.
<b>NEW</b>	70	14	640	3000	120	5000	10	20	1 / 5	<b>15UV241430-U10</b>
<b>NEW</b>	70	14	680	4000	120	5000	10	20	1 / 5	<b>15UV241440-U10</b>



**NEW** DNF Q VERT EVO wiring kit

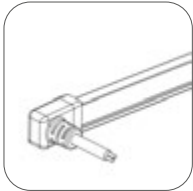


1 / 1



**KT15UVL1**

Accessory required only in case of cutting and new connection.  
The kit includes: cable (30 cm), perforated cap for "in-line" (axial) power input, and silicone end cap.  
This connection kit corresponds to suffix A in the product codes with customized lengths.



**NEW** DNF Q VERT EVO wiring kit




1 / 1



**KT15UVL2**

Accessory required only in case of cutting and new connection.  
The kit includes: cable (30 cm), perforated cap for "side" (orthogonal, left-side) power input, and silicone end cap.  
This connection kit corresponds to suffix B in the product codes with customized lengths.



**NEW** DNF Q VERT EVO wiring kit



1 / 1



**KT15UVL3**

Accessory required only in case of cutting and new connection.  
The kit includes: cable (30 cm), perforated cap for bottom power input (opposite side of the luminous surface) and silicone end cap.  
This connection kit corresponds to suffix C in the product codes with customized lengths.



**NEW** DNF Q VERT EVO omega shape fixing



1 / 1



**KT15UVS1**

Includes 5 clips and 10 screws.



**NEW** DNF Q VERT EVO bottom fixing clips



1 / 1



**KT15UVC1**

Includes 5 clips and 10 screws.

Accessories

DURANEONFLEX-Q VERT EVO



**NEW** DNF Q VERT EVO flexible profile L.5 m



1 / 1



**KT15UVFP2**



**NEW** DNF Q VERT EVO aluminium profile L=965mm



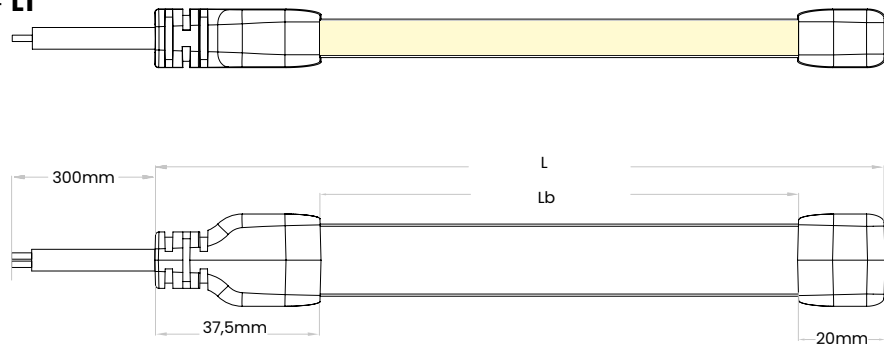
1 / 1




**KT15UVPI**

Technical drawings | Type of electrical connection | Minimum bending radii

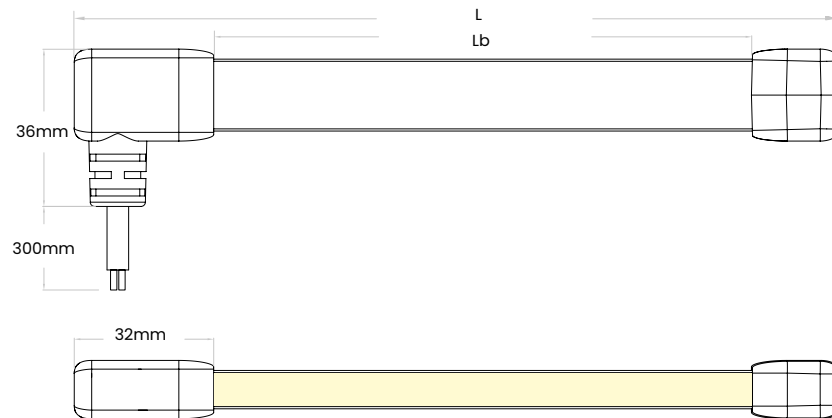
In-line/axial connection = **L1**



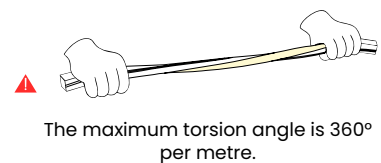

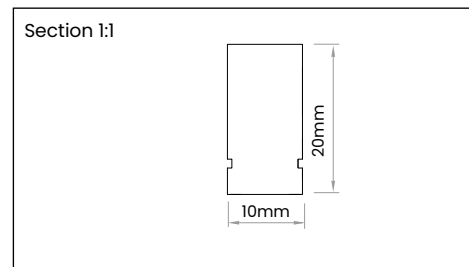
Side connection = **L2**



Rear connection = **L3**



KEY  
L: Total length  
Ll: Cut length  
La: LED strip length



## DURANEONFLEX BLACK SERIES – TOP

The 'BLACK' series is designed to 'hide in plain sight' the light strip. Installed in a dark-painted environment, typically used in entertainment-oriented spaces, this LED strip with a black body becomes virtually invisible when switched off, blending seamlessly into the wall or ceiling. A sought-after plus for designers attentive to aesthetics as well as lighting technology. Also interesting is the use of the strip with a black body on surfaces of another color.

### INSTALLATION

Mounted with clips or with rigid and flexible profiles. This DNF can be cut at any point (free cut). Supplied with free-wire connection on one side and an end cap on the other. Fitted with different outputs for power supply.

### MATERIAL

Extremely flexible, impact resistant and weatherproof extruded silicone.

### USAGE INFORMATION

DuraNeonFlex are dimmable like all DURASTRIP.

### PACKAGING

Packaged in 5 meters reels.



### CUSTOM PRODUCTIONS

See details at the beginning of Linear Systems 

Cutting DuraNeonFlex to size\*:

VA02

Fixed cost of piece work

\* Respect the cutting pitch. Supplied with 30 cm cable.


### LED SPACING AND PITCH CUT

TAGLIO LIBERO - FREE CUT



## DURANEONFLEX BLACK SERIES – TOP

**PRO** 24 Vdc Ra 80  50000 h L70B50 IP67 IK06 -25°C +35°C Risk Group 1    


	W	W/m	lm/m	K	LED/m	L	LI	H		ART.
<b>NEW</b>	40	8	110	3000	196	5000	10	10	5 / 5	<b>21UT240830B</b>
<b>NEW</b>	40	8	100	4000	196	5000	10	10	5 / 5	<b>21UT240840B</b>



<b>NEW</b>		
DNF BLACK SERIES - TOP wiring kit	1 / 1	<b>KT21UTBL1</b>



Accessory required only in case of cutting and new connection.  
The kit includes: cable (30 cm), perforated cap for "in-line" (axial) power input, and silicone end cap.  
This connection kit corresponds to suffix A in the product codes with customized lengths.



<b>NEW</b>		
DNF BLACK SERIES wiring kit	1 / 1	<b>KT21UTBL2</b>

Accessory required only in case of cutting and new connection.  
The kit includes: cable (30 cm), perforated cap for "side" (orthogonal, left-side) power input, and silicone end cap.  
This connection kit corresponds to suffix B in the product codes with customized lengths.



<b>NEW</b>		
DNF BLACK SERIES wiring kit	1 / 1	<b>KT21UTBL3</b>




Accessory required only in case of cutting and new connection.  
The kit includes: cable (30 cm), perforated cap for bottom power input (opposite side of the luminous surface) and silicone end cap.  
This connection kit corresponds to suffix C in the product codes with customized lengths.



<b>NEW</b>		
DNF BLACK SERIES omega shape fixing	1 / 1	<b>KT21UMS1</b>




Includes 5 clips and 10 screws.



<b>NEW</b>		
 DNF HONEYCOMB/STRIPES bottom fixing clips	1 / 1	<b>KT21UMBC1</b>

Includes 5 clips and 5 screws.



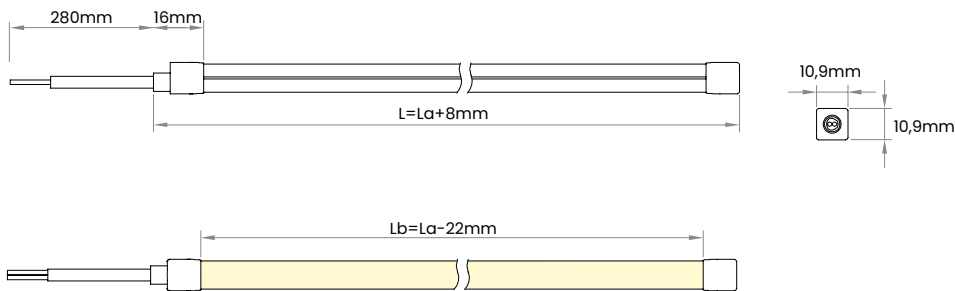
<b>NEW</b>		
 DNF BLACK S. TOP aluminium profile L=965mm	1 / 1	<b>KT21UMBPI</b>



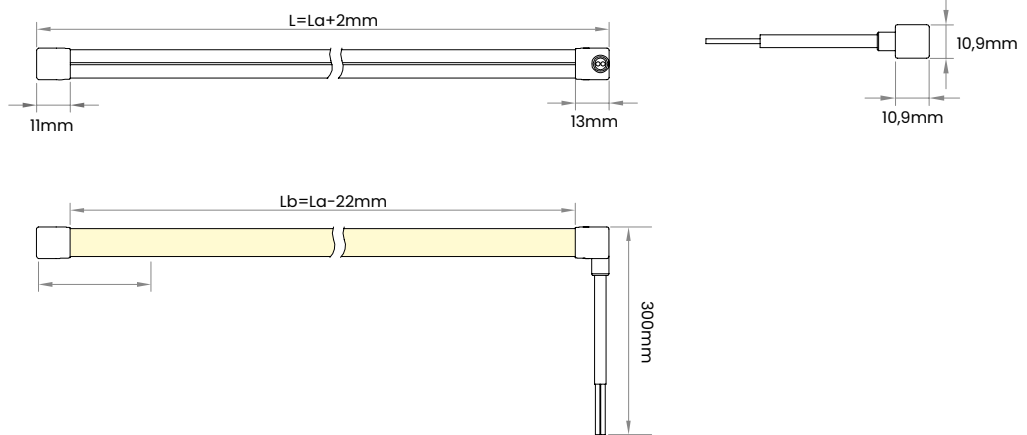
<b>NEW</b>		
 DNF BLACK S. TOP flexible profile L1 m	1 / 1	<b>KT21UMBFP2</b>

Technical drawings | Type of electrical connection | Minimum bending radii

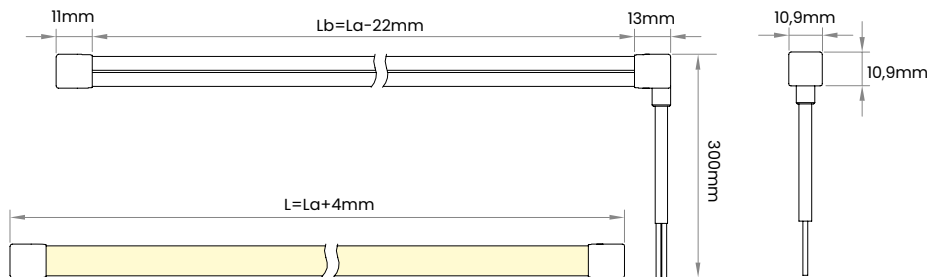
In-line/axial connection = **L1**



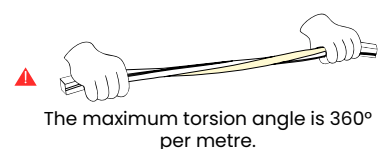
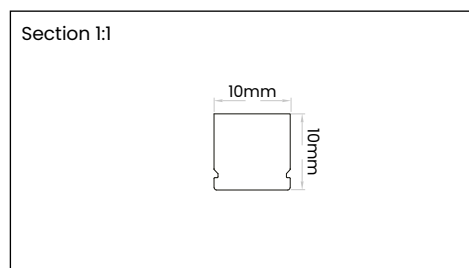
Side connection = **L2**



Rear connection = **L3**



**KEY**  
L: Total length  
Ll: Cut length  
La: LED strip length





Inn at The Mission, San Juan Capistrano, CA  
Lighting Design: First Circle Design  
Architect: Architects Orange  
Photography: Limeleaf Studios

## DURANEONFLEX BLACK SERIES – TOP RGBW

The 'BLACK' series is designed to 'hide in plain sight' the light strip. Installed in a dark-painted environment, typically used in entertainment-oriented spaces, this LED strip with a black body becomes virtually invisible when switched off, blending seamlessly into the wall or ceiling. A sought-after plus for designers attentive to aesthetics as well as lighting technology. Also interesting is the use of the strip with a black body on surfaces of another color.

### FEATURES

Mounted with clips or with rigid and flexible profiles. DNF RGBW has a cutting pitch of 6.3 mm. Supplied with free-wire connection on one side and an end cap on the other. Fitted with different outputs for power supply. The indicated flux value refers to max. lumens per metre with the colour 3000K.

### MATERIAL

Extremely flexible, impact resistant and weatherproof extruded silicone.

### USAGE INFORMATION

Dimmable 0-100%  
DALI - DMX  
Analogue and digital domotic control systems  
Push Dali with ZKCDA controllers  
CASAMBI compatible



### CUSTOM PRODUCTIONS

See details at the beginning of Linear Systems

Cutting DuraNeonFlex to size\*:

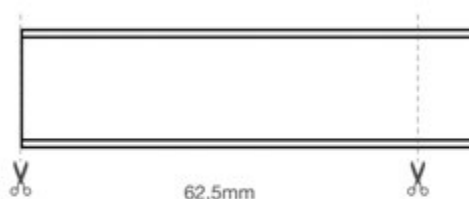
VA02

Fixed cost of piece work

\* Respect the cutting pitch. Supplied with 30 cm cable.



### LED SPACING AND PITCH CUT



## DURANEONFLEX BLACK SERIES – TOP RGBW



	W	lm/m	K	LED/m	L	LI	H		ART.
<b>NEW</b>	70	30	RGBW (3000K)	96	5000	16	16	5 / 5	<b>21UT2414RGBW</b>



**NEW** DNF BLACK SERIES – TOP RGB kit conexión

Accessory required only in case of cutting and new connection.  
The kit includes: cable (30 cm), perforated cap for “in-line” (axial) power input, and silicone end cap.  
This connection kit corresponds to suffix A in the product codes with customized lengths.



1 / 1



**KT21UTRGBL1**



**NEW** DNF BLACK SERIES – TOP RGB kit conexión

Accessory required only in case of cutting and new connection.  
The kit includes: cable (30 cm), perforated cap for “side” (orthogonal, left-side) power input, and silicone end cap.  
This connection kit corresponds to suffix B in the product codes with customized lengths.



1 / 1



**KT21UTRGBL2**



**NEW** DNF BLACK SERIES – TOP RGB kit conexión

Accessory required only in case of cutting and new connection.  
The kit includes: cable (30 cm), perforated cap for bottom power input (opposite side of the luminous surface) and silicone end cap.  
This connection kit corresponds to suffix C in the product codes with customized lengths.



1 / 1



**KT21UTRGBL3**



**NEW** DNF BLACK SERIES omega shape fixing

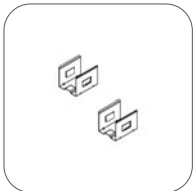
Includes 5 clips and 10 screws.



1 / 1



**KT21UMS1**



**NEW** DNF BLACK SERIES bottom fixing clips


Includes 5 clips and 5 screws.



1 / 1



**KT21UMC1**



**NEW**  DNF BLACK S. TOP aluminium profile L=965mm



1 / 1



**KT21UMPI**

Accessories

DURANEONFLEX BLACK SERIES – TOP RGBW



**NEW**



DNF BLACK S. TOP flexible profile L.1 m



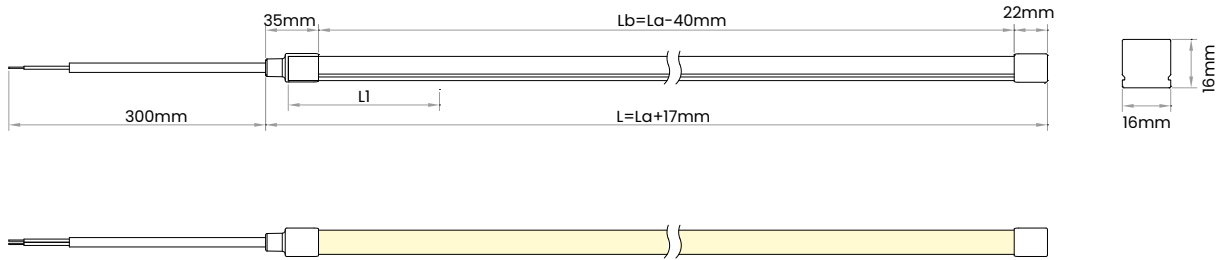
1 / 1




**KT2IUMFP2**

Technical drawings | Type of electrical connection | Minimum bending radii

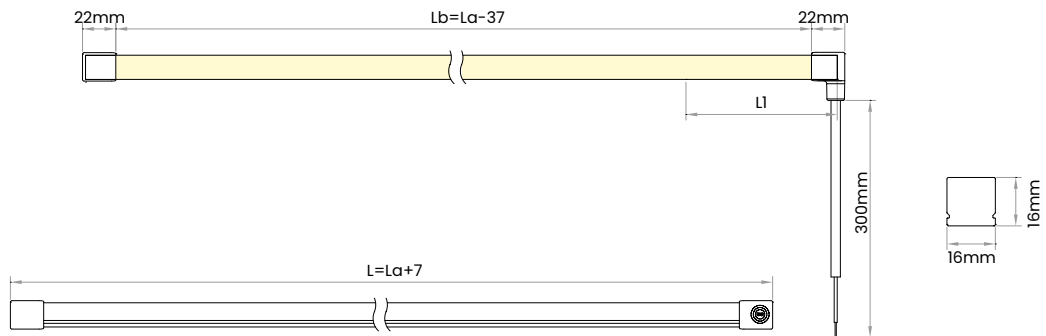
In-line/axial connection = **L1**



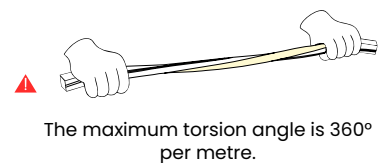
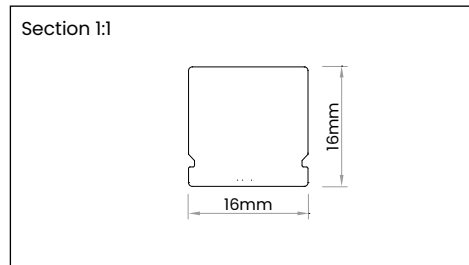
Side connection = **L2**



Rear connection = **L3**



**KEY**  
L: Total length  
L1: Cut length  
La: LED strip length



## DURANEONFLEX BLACK SERIES – STRIPES

A flexible anti-glare profile, UGR, 'black suit' for elegant and demanding interior design or outdoor decoration.  
The great installation flexibility, the curves that can be drawn with this type of light profile, the light that shines through the grid, all these features create a new and fascinating light effect.  
Consider a maximum bending radius of 140 mm to prevent visible distortion of the grid.

### INSTALLATION

Mounted with clips or with rigid and flexible profiles.  
This DNF can be cut at any point (free cut).  
Supplied with free-wire connection on one side and an end cap on the other.  
Fitted with different outputs for power supply.

### MATERIAL

Extremely flexible, impact resistant and weatherproof extruded silicone.

### USAGE INFORMATION

Dimmable 0-100% Flicker Free  
DALI - DMX - 1-10  
Analogue and digital domotic control systems  
Push Dali with ZKCAFF controllers  
CASAMBI compatible

### PACKAGING

Packaged in 5 meters reels.

### LED

SDCM <5



### CUSTOM PRODUCTIONS

See details at the beginning of Linear Systems

Cutting DuraNeonFlex to size\*:

VA02

Fixed cost of piece work

\* Respect the cutting pitch. Supplied with 30 cm cable.



LED SPACING AND PITCH CUT


TAGLIO LIBERO - FREE CUT



## DURANEONFLEX BLACK SERIES – STRIPES



### DURANEONFLEX BLACK SERIES – STRIPES

	W	W/m	lm/m	K	LED/m	L	LI	H		ART.
NEW	70	14	240	2700	120	5000	16	16	5 / 5	<b>21UM241427-GB ●</b>
NEW	70	14	250	3000	120	5000	16	16	5 / 5	<b>21UM241430-GB</b>
NEW	70	14	250	3500	120	5000	16	16	5 / 5	<b>21UM241435-GB ●</b>

● On request.



NEW	DNF HONEY/STRIPES wiring kit		1 / 1	ART.	<b>KT21UML1</b>
Accessory required only in case of cutting and new connection. The kit includes: cable (30 cm), perforated cap for "in-line" (axial) power input, and silicone end cap. This connection kit corresponds to suffix A in the product codes with customized lengths.					




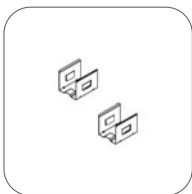
NEW	DNF HONEY/STRIPES wiring kit		1 / 1	ART.	<b>KT21UML2</b>
Accessory required only in case of cutting and new connection. The kit includes: cable (30 cm), perforated cap for "side" (orthogonal, left-side) power input, and silicone end cap. This connection kit corresponds to suffix B in the product codes with customized lengths.					



NEW	DNF HONEY/STRIPES wiring kit		1 / 1	ART.	<b>KT21UML3</b>
Accessory required only in case of cutting and new connection. The kit includes: cable (30 cm), perforated cap for bottom power input (opposite side of the luminous surface) and silicone end cap. This connection kit corresponds to suffix C in the product codes with customized lengths.					



NEW	DNF BLACK SERIES omega shape fixing		1 / 1	ART.	<b>KT21UMS1</b>
Includes 5 clips and 10 screws.					







NEW	DNF BLACK SERIES bottom fixing clips		1 / 1	ART.	<b>KT21UMC1</b>
Includes 5 clips and 5 screws.					


Accessories

DURANEONFLEX BLACK SERIES – STRIPES



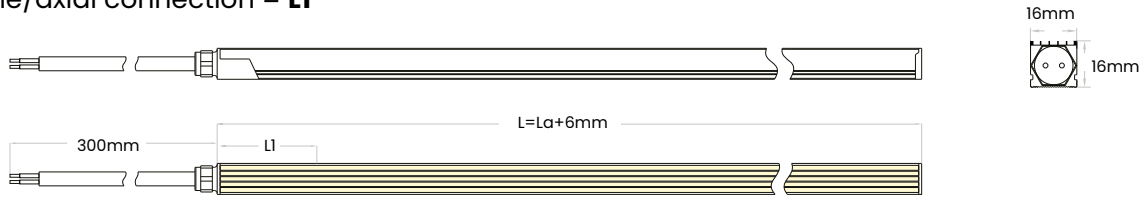
<b>NEW</b>			
	 DNF BLACK S. TOP aluminium profile L=965mm		



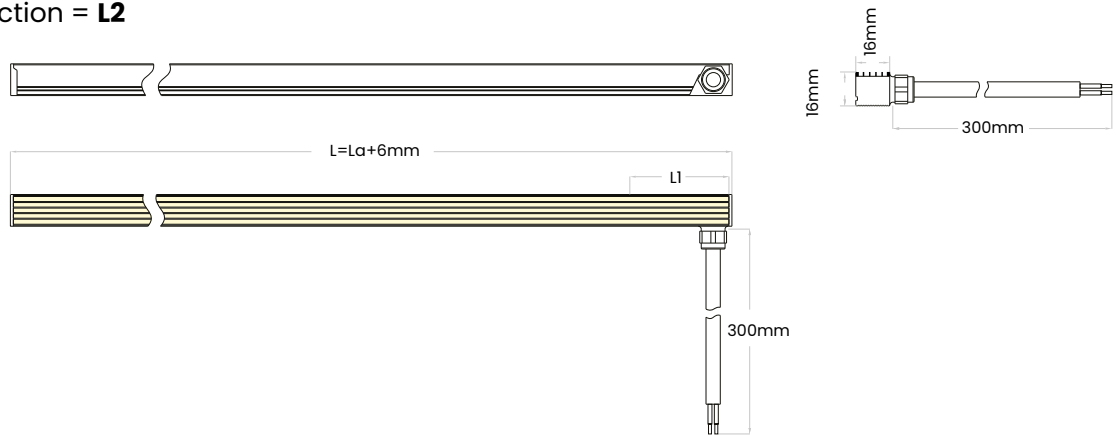
<b>NEW</b>			
	 DNF BLACK S. TOP flexible profile L1 m		

Technical drawings | Type of electrical connection | Minimum bending radii

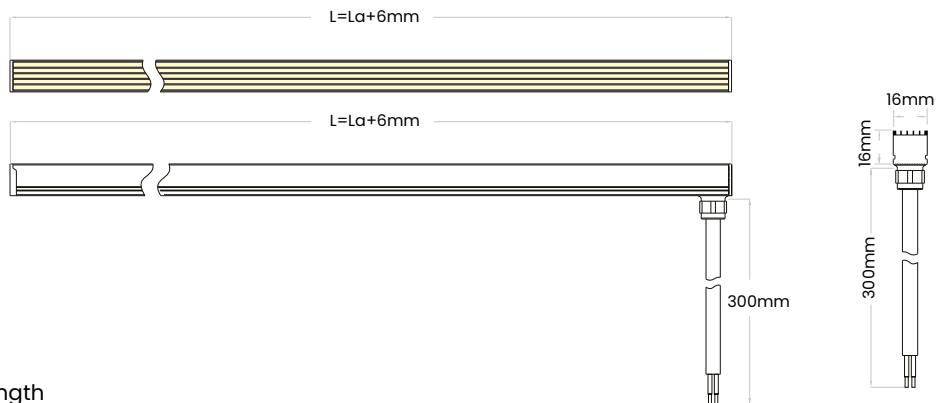
In-line/axial connection = **L1**



Side connection = **L2**

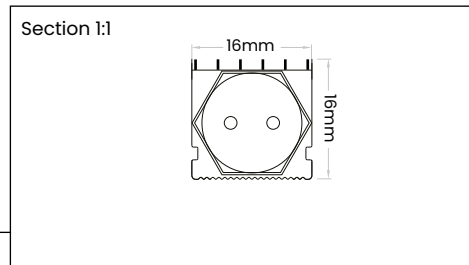
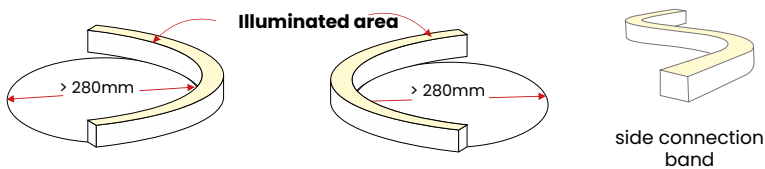


Rear connection = **L3**

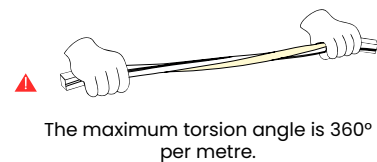
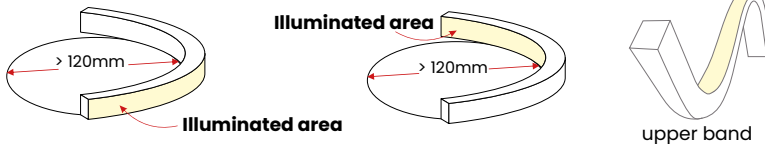


KEY  
L: Total length  
Ll: Cut length  
La: LED strip length

**Double curvature**



**Upper curvature**



## DURANEONFLEX HONEYCOMB BLACK

A silicone profile that defines the environment. The particular structure of this DuraNeonFlex makes it an object that significantly interacts with both interior and exterior design. This profile can be cut at any point and installed to obtain either side or front emission relative to the strip. To avoid visible deformation at the perforations, this profile can be bent into curves with a minimum diameter of 280 mm.

### FEATURES

Offers glare-free lighting equal to UGR>19.

### INSTALLATION

Mounted with clips or with rigid and flexible profiles. This DNF can be cut at any point (free cut). Supplied with free-wire connection on one side and an end cap on the other. Fitted with different outputs for power supply.

### USAGE INFORMATION

Dimmable 0-100% Flicker Free  
DALI - DMX - 1-10  
Analogue and digital domotic control systems  
Push Dali with ZKCDAFF controllers  
CASAMBI compatible

### PACKAGING

Packaged in 5 meters reels.

### LED

SDCM <5



### CUSTOM PRODUCTIONS

See details at the beginning of Linear Systems

Cutting DuraNeonFlex to size\*:

VA02

Fixed cost of piece work

\* Respect the cutting pitch. Supplied with 30 cm cable.



### LED SPACING AND PITCH CUT

TAGLIO LIBERO - FREE CUT



# DURANEONFLEX HONEYCOMB BLACK


PRO
24 Vdc
Ra 90

50000 h  
L70B50
IP67
IK06
-25°C  
+35°C
Risk  
Group 1





## DURANEONFLEX HONEY COMB BLACK

	W	W/m	lm/m	K	LED/m	L	LI	H		ART.
<b>NEW</b>	70	14	130	2700	120	5000	16	16	5 / 5	<b>21UM241427-HCB</b>
<b>NEW</b>	70	14	150	3000	120	5000	16	16	5 / 5	<b>21UM241430-HCB</b>
<b>NEW</b>	70	14	150	3500	120	5000	16	16	5 / 5	<b>21UM241435-HCB ●</b>

● On request.




<b>NEW</b>	DNF HONEY/STRIPES wiring kit		1 / 1	<b>ART.</b>	<b>KT21UML1</b>
<p>Accessory required only in case of cutting and new connection. The kit includes: cable (30 cm), perforated cap for "in-line" (axial) power input, and silicone end cap. This connection kit corresponds to suffix A in the product codes with customized lengths.</p>					



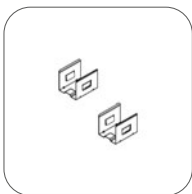
<b>NEW</b>	DNF HONEY/STRIPES wiring kit		1 / 1	<b>ART.</b>	<b>KT21UML2</b>
<p>Accessory required only in case of cutting and new connection. The kit includes: cable (30 cm), perforated cap for "side" (orthogonal, left-side) power input, and silicone end cap. This connection kit corresponds to suffix B in the product codes with customized lengths.</p>					



<b>NEW</b>	DNF HONEY/STRIPES wiring kit		1 / 1	<b>ART.</b>	<b>KT21UML3</b>
<p>Accessory required only in case of cutting and new connection. The kit includes: cable (30 cm), perforated cap for bottom power input (opposite side of the luminous surface) and silicone end cap. This connection kit corresponds to suffix C in the product codes with customized lengths.</p>					



<b>NEW</b>	DNF BLACK SERIES omega shape fixing		1 / 1	<b>ART.</b>	<b>KT21UMS1</b>
<p>Includes 5 clips and 10 screws.</p>					



<b>NEW</b>	DNF BLACK SERIES bottom fixing clips		1 / 1	<b>ART.</b>	<b>KT21UMC1</b>
<p>Includes 5 clips and 5 screws.</p>					

Accessories

DURANEONFLEX HONEYCOMB BLACK



NEW



DNF BLACK S. TOP aluminium profile L=965mm



1 / 1



**KT21UMPI**



NEW



DNF BLACK S. TOP flexible profile L1 m



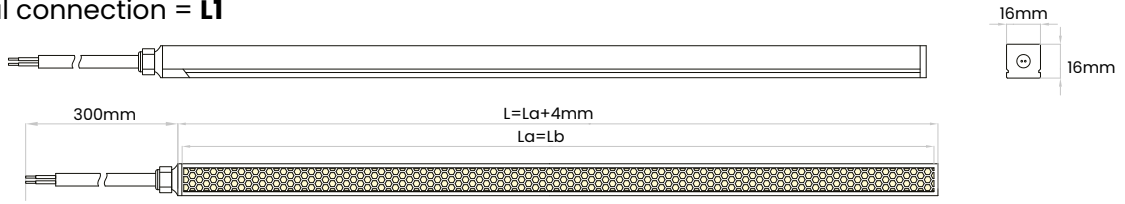
1 / 1



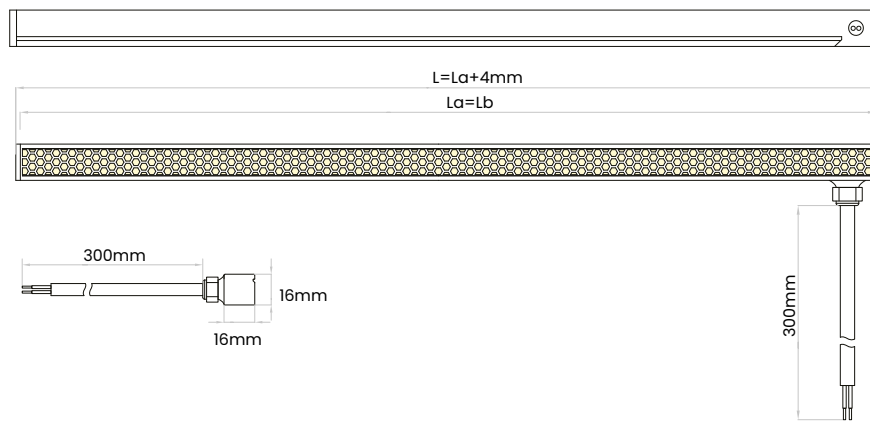
**KT21UMFP2**

Technical drawings | Type of electrical connection | Minimum bending radii


In-line/axial connection = **L1**



Side connection = **L2**

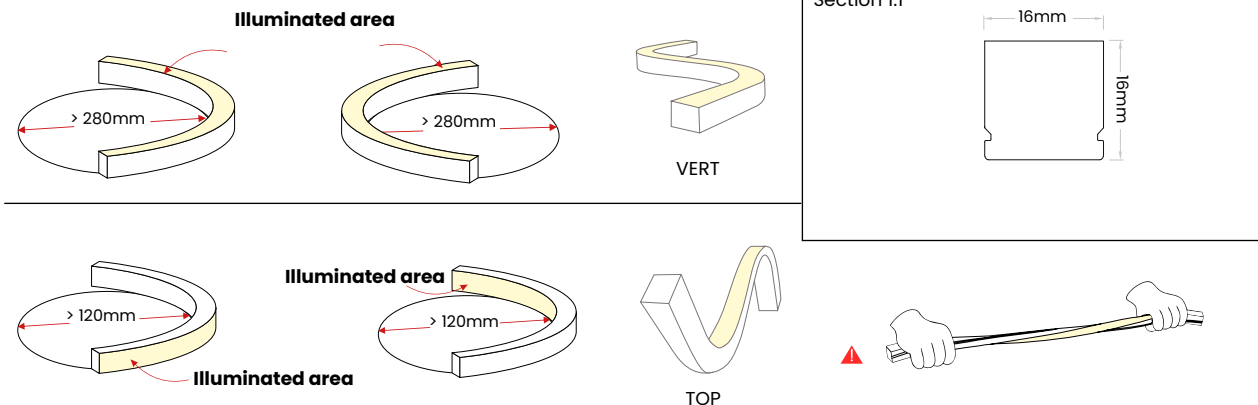


Rear connection = **L3**



KEY  
L: Total length  
Ll: Cut length  
La: LED strip length

**Double curvature**



The maximum torsion angle is 360° per metre.

## ARCHITECTURAL OPTICS

ARCHITECTURAL OPTIC transforms the way light interacts with space, offering precision and creativity like never before.

Whether you want to achieve narrow, well-defined beams or asymmetric distributions that wrap surfaces evenly, the OPTIC line guarantees a stunning visual impact.

The GRAZER version is designed to enhance vertical surfaces and material textures.

The grazing light creates dynamic lighting effects and a strong scenic impact.

Ideal for high-quality architectural, museum and retail wall-grazing.

### TPOLOGY

It is a silicone profile with a very small section, 30 x 23 mm, which allows flexibility impossible to achieve with rigid bar fixtures.

ARCHITECTURAL OPTICS est un système "DUAL BEND", c'est-à-dire qu'il peut être courbé à la fois horizontalement par rapport au plan d'émission (Top Bend) et verticalement (Vertical Bend).

This range of ultra-light and highly flexible profiles easily adapts to both vertical and horizontal curves.

Designing along the fluid lines of contemporary architecture has never been so simple and so inspiring!

### INSTALLATION

Mounted with clips or with rigid and flexible profiles. Possibility to direct the beam with the adjustable bracket.

### MATERIAL

Flexible silicone extrusion characterized by impact resistance, high tear resistance, and weather resistance. Equipped with PMMA lens optics.

### USAGE INFORMATION

Dimmable 0-100% Flicker Free

DALI - DMX - 1-10

Analogue and digital domotic control systems

Push Dali with ZKCDAFF controllers

CASAMBI compatible


### BEAM

Available with emission angles of 10° and 30°, as well as asymmetric solutions.

RGBW versions are available with two beam angles.

### LED

SDCM from <2 to <6.



### CUSTOM PRODUCTIONS

See details at the beginning of Linear Systems

Cutting DuraNeonFlex to size\*:

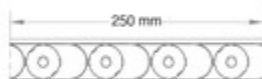
VA02

Fixed cost of piece work

\* Respect the cutting pitch. Supplied with 30 cm cable.




### LED SPACING AND PITCH CUT



## ARCHITECTURAL OPTICS

<b>PRO</b>	24 Vdc	Ra 90		50000 h L70B50	IP67	IK07	-25°C +35°C	Risk Group 1			
------------	--------	-------	---	-------------------	------	------	----------------	-----------------	---	---	---



### DURANEONFLEX OPTICS - WHITE BODY

	W	W/m	lm/m	K	LED/m		L	L1	H		ART.
<b>NEW</b>	120	24	1800	2700	24	45°x30°	5000	30	23	5 / 5	<b>22U242427-AA ●</b>
<b>NEW</b>	120	24	1800	2700	24	10°	5000	30	23	5 / 5	<b>22U242427-A10 ●</b>

● On request.

<b>PRO</b>	24 Vdc	Ra 90		50000 h L70B50	IP67	IK07	-25°C +35°C	Risk Group 1				
------------	--------	-------	---	-------------------	------	------	----------------	-----------------	---	--	---	---




### DURANEONFLEX OPTICS - BLACK BODY

	W	W/m	lm/m	K	LED/m		L	L1	H		ART.
<b>NEW</b>	120	24	2000	3000	24	30°	5000	30	23	5 / 5	<b>22U242430-A30B ●</b>

● On request.

<b>PRO</b>	24 Vdc	Ra 90		50000 h L70B50	IP67	IK07	-25°C +35°C	Risk Group 1				
------------	--------	-------	---	-------------------	------	------	----------------	-----------------	---	--	---	---

### DURANEONFLEX OPTICS - RGBW - BLACK BODY

	W	W/m	lm/m		LED/m		L	L1	H		ART.
<b>NEW</b>	120	24	840	RGBW	24	30°	5000	30	23	5 / 5	<b>22U2424RW-A30B ●</b>

● On request.

<b>PRO</b>	24 Vdc	Ra 90		50000 h L70B50	IP67	IK07	-25°C +35°C	Risk Group 1				
------------	--------	-------	---	-------------------	------	------	----------------	-----------------	---	--	---	---



### DURANEONFLEX OPTICS GRAZER - RGBW - WHITE BODY

	W	W/m	lm/m		LED/m		L	L1	H		ART.
<b>NEW</b>	120	24	840	RGBW	24	25°x50°	5000	30	23	5 / 5	<b>22U2424RW-AG ●</b>

● On request.

<b>PRO</b>	24 Vdc	Ra 90		50000 h L70B50	IP67	IK07	-25°C +35°C	Risk Group 1				
------------	--------	-------	---	-------------------	------	------	----------------	-----------------	---	--	---	---

### DURANEONFLEX OPTICS GRAZER - WHITE BODY



	W	W/m	lm/m	K	LED/m		L	L1	H		ART.
<b>NEW</b>	120	24	1900	3000	24	25°x50°	5000	30	23	5 / 5	<b>22U242430-AG ●</b>

● On request.

Accessories

ARCHITECTURAL OPTICS




			<b>ART.</b>
<b>NEW</b>	 DNF OPTICS wiring kit	1 / 1	<b>KT22UWL1 ●</b>
<b>NEW</b>	 DNF OPTICS wiring kit	1 / 1	<b>KT22UBL1 ●</b>

Accessory required only in case of cutting and new connection.  
The kit includes: cable (30 cm), perforated cap for "in-line" (axial) power input, and silicone end cap.  
This connection kit corresponds to suffix A in the product codes with customized lengths.

● On request.



			<b>ART.</b>
<b>NEW</b>	 DNF OPTICS wiring kit	1 / 1	<b>KT22UWL3 ●</b>
<b>NEW</b>	 DNF OPTICS wiring kit	1 / 1	<b>KT22UBL3 ●</b>

Accessory required only in case of cutting and new connection.  
The kit includes: cable (30 cm), perforated cap for bottom power input (opposite side of the luminous surface) and silicone end cap.  
This connection kit corresponds to suffix C in the product codes with customized lengths.

● On request.



			<b>ART.</b>
<b>NEW</b>	 DNF OPTICS wiring kit	1 / 1	<b>KT22URGBWWL1 ●</b>
<b>NEW</b>	 DNF OPTICS wiring kit	1 / 1	<b>KT22URGBWBL1 ●</b>

Accessory required only in case of cutting and new connection.  
The kit includes: cable (30 cm), perforated cap for "in-line" (axial) power input, and silicone end cap.  
This connection kit corresponds to suffix A in the product codes with customized lengths.

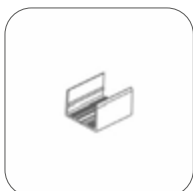
● On request.




			<b>ART.</b>
<b>NEW</b>	 DNF OPTICS wiring kit	1 / 1	<b>KT22URGBWWL3 ●</b>
<b>NEW</b>	 DNF OPTICS wiring kit	1 / 1	<b>KT22URGBWBL3 ●</b>

Accessory required only in case of cutting and new connection.  
The kit includes: cable (30 cm), perforated cap for bottom power input (opposite side of the luminous surface) and silicone end cap.  
This connection kit corresponds to suffix C in the product codes with customized lengths.

● On request.



			<b>ART.</b>
<b>NEW</b>	DNF OPTICS bottom fixing clips	1 / 1	<b>KT22UC1 ●</b>

Includes 5 clips and 5 screws.

● On request.

Accessories  
**ARCHITECTURAL OPTICS**



**NEW** DNF OPTICS aluminium profile L=965mm

● On request.



1 / 1



**KT22UP1 ●**



**NEW** DNF OPTICS flexible profile L5 m

● On request.



1 / 1



**KT22UP2 ●**



**NEW** DNF OPTICS swivelling bracket

5 pcs set.

● On request.



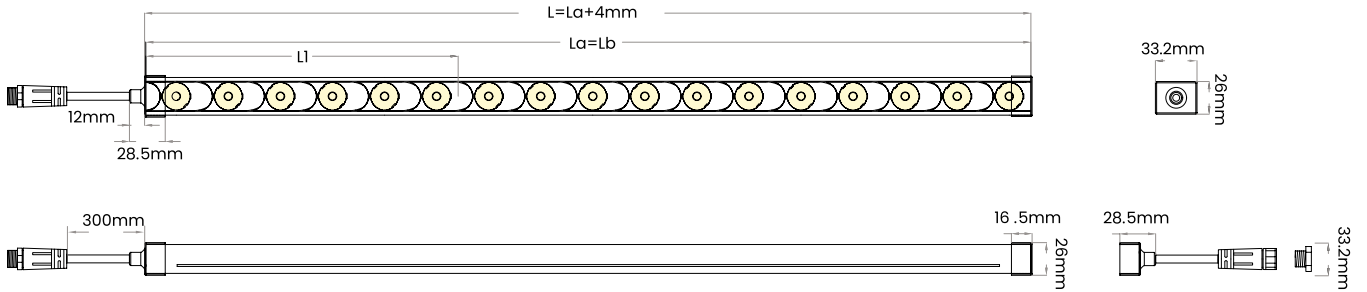
1 / 1



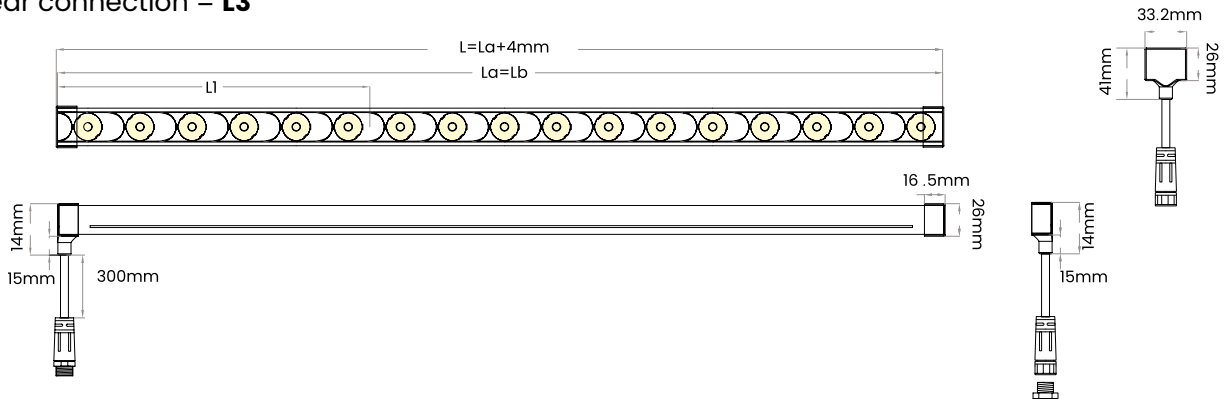
**KT22UOB ●**

Technical drawings | Type of electrical connection | Minimum bending radii

In-line/axial connection = **L1**

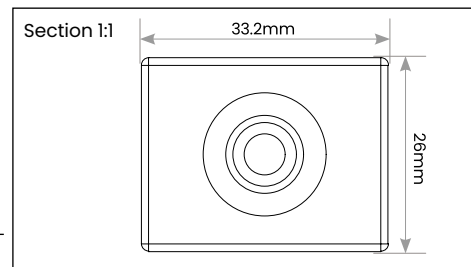
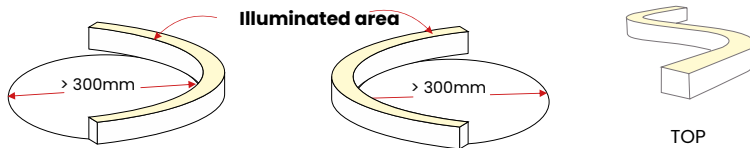


Rear connection = **L3**

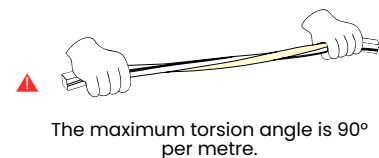
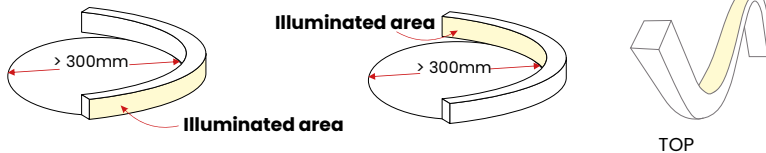



**KEY**  
 L: Total length  
 Li: Cut length  
 La: LED strip length

**Double curvature**



**Upper curvature**





HYATT Centric San Isidro - Lima - Perù  
Lighting design: Rie Sakata  
Photo: Renzo Rebagliati



DURASTRIP  
HIGH VOLT







# DURASTRIP HIGH VOLT

DURASTRIP HiVOLT for direct mains connection provides the advantage of being able to reach a length of 50 metres with power directly from mains electrical supply whilst offering lighting uniformity and colour along the entire length of the strip. Without the inconvenience of a remote LED driver, the strips can be used in surface mounted installations. With a shuko plug the product is IP44 but supplied already cut to the required length with a free wire arrangement, it is possible to achieve an IP65 protection provided the cables are terminated into a suitably rated enclosure making DURASTRIP HiVolt easy to maintain and resist the most common aggressive environments.

**Supplied already cut at  
Requested measures**



**IP44** with plug

**Single feed maximum length:  
50 metres**



**IP65** free wires





**DURASTRIP HiVolt  
120V  
CCT+DIM-TO-WARM**



Dedicated to 120V: variable colour temperature from 2700K to 5000K, all white shades possible to vary the atmosphere and environment. Version from 1800K to 3000K: Dim to Warm for warm and welcoming atmospheres.

**DURASTRIP HiVolt  
230V**



Thick extruded silicone profile, extremely sturdy.

**DURASTRIP HiVolt  
230V - 120V  
TRIAC DIMM**



Latest generation extruded anti-yellowing PVC also for outdoor use, with white base and small closures, similar to strips.

**MAXIMUM LENGTH - 50 mètres    PITCH CUT - 20 cm**

COLOURS OF LIGHT  
1800-3000K  
2700-6500K

DIMMABILITY  
Dimmable TRIAC leading edge

IP40    IP65

COLOURS OF LIGHT  
2700K - 3000K - 4000K

DIMMABILITY  
Dimmable with DMX dimmer code  
ZKCDMX-HV.

IP44    IP65

COLOURS OF LIGHT  
2700K - 3000K - 4000K

DIMMABILITY  
Dimmable TRIAC leading edge

IP40    IP44    IP65



# Configuration of the "Custom made" product



Here are the necessary specifications to define the "custom made" HiVOLT DURASTRIP, complete with cable and plug or with free wires.  
The following elements must be defined:

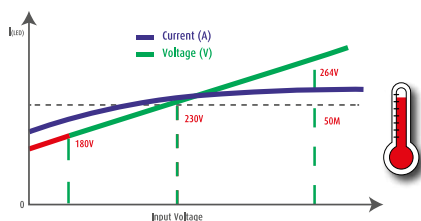
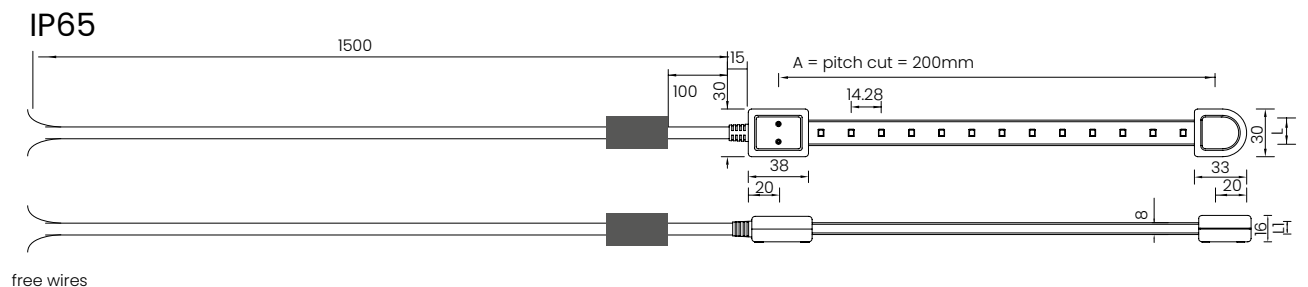
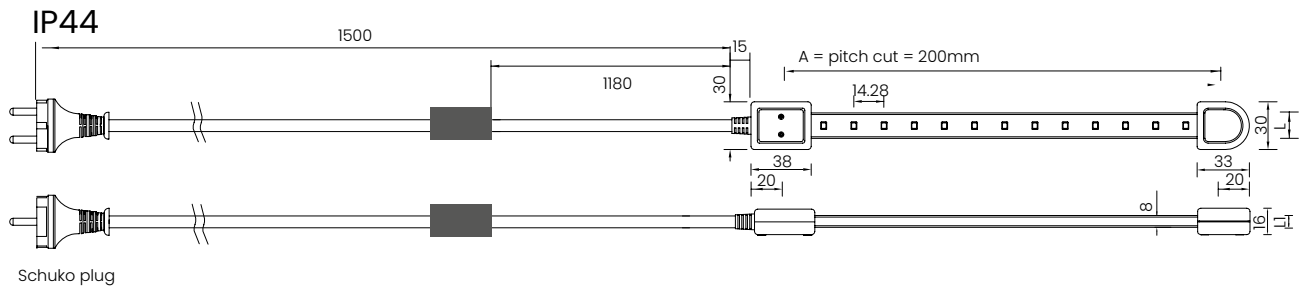
## 1 Existing product code

## 2 Length of strip segment

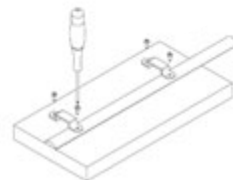
The requested length must take into account the cutting spacing of 20 cm, max 50m single feed.

(ALWAYS CONSIDER THE 20 CM CUTTING SPACE)

If a strip complete with a plug is requested, consider the size of the accessories: see the technical drawing to be sure



**Easy mounting:**  
it can be fixed with  
fixing bridges.



# Encoding system for project planning



**art.**  
07U27HVE12-d

DURASTRIP HiVolt 2700K  
12W/m DIMM



Strip length (cm)  
1560

Strip length  
(excluding cables) 15,60m



Order code:  
07U27HVE12-D1560

For processes with IP40  
terminals with SHUKO plug, add **IN** to the code  
For processes with terminals IP44  
WITH Shuko PLUG add **EX** to the code  
For processes with free-wires terminals IP65 WITHOUT PLUG:  
please specify when ordering.



Order code:  
07U27HVE12-DIN1560

Please consider the additional cut and component fixed fee as well as the cost of the single piece.

**VA00**

Cutting **DURASTRIP**  
**HIVOLT** to size  
(includes a 150 cm  
cable)

## DURASTRIP HiVOLT

DURASTRIP HiVolt differs from similar products due to its extreme sturdiness: the protective sheath is reinforced by a double extrusion layer which provides a solid and highly resistant compacted quality.

DURASTRIP HiVOLT for direct mains connection provides the advantage of being able to reach a length of 50 metres with power directly from mains electrical supply whilst offering lighting uniformity and colour along the entire length of the strip.

Supplied already cut and wired to the required size. Equipped with a Shuko plug for direct connection to the network, it has an IP44 degree of protection that makes it easy to maintain and resistant to the most common wearing agents.

### INSTALLATION

We recommend to order the assembly clips considering to use 4 clips for every metre. Any particular requests will be specified in the project form.

### USAGE INFORMATION

Dimmable with DMX dimmer code ZKCDMX-HV.

### ACCESSORIES

Fixing bridges.

### PACKAGING

Supplied already cut to measures.

### LED

LED 2835

70 LED/m

Ra>80

Lifetime: internal use >50,000h; external use>35,000h

Warranty: 3 years

### COLOUR OF THE LIGHT

Choice of white colour temperatures.

### BINNING

ANSI/SDCM: 3 step 1 bin.

### CONNECTIONS

Up to 50 metres with a single power supply. HiVolt IP65 strips are supplied ready to be installed complete with a cable of 1.50 m (black) equipped with a Schuko plug (full collar Schuko IP44) or supplied with free wires (IP65).

In addition to the value of the goods ordered consider the cost of cutting and installing components for every single piece (1.5 m cable, fuse, Schuko plug and cut).



### CUSTOM PRODUCTIONS

See details at the beginning of Linear Systems

Cutting Durastrip HiVolt to size\*:

VA00


Fixed cost of piece work

\* Respect the cutting pitch. Supplied with 150 cm cable.



# DURASTRIP HIVOLT

<b>PRO</b>	220-240 Vac	Ra 80		35000 h L70B20	IP40/65	-25°C +35°C	Risk Group 0			
------------	-------------	-------	---	----------------	---------	----------------	--------------	---	---	---

W/m	lm/m	K	LED/m	L	L1	H		ART.
12	1150	2700	70	1000	16	8	1/1	<b>07U27HVE12 →</b>
12	1200	3000	70	1000	16	8	1/1	<b>07U30HVE12 →</b>
12	1280	4000	70	1000	16	8	1/1	<b>07U40HVE12 →</b>

→ Supplied already cut and wired to the required size.



Fixing bridges kit for HiVOLT

Set mounting clip for HiV strip (10 pcs).



1/1

ART.

**KTHVCL**



Dimmer DMX for DURASTRIP HiVolt

**Volt IN**

220-240 Vac

**L**

170

**L1**

59

**H**

29



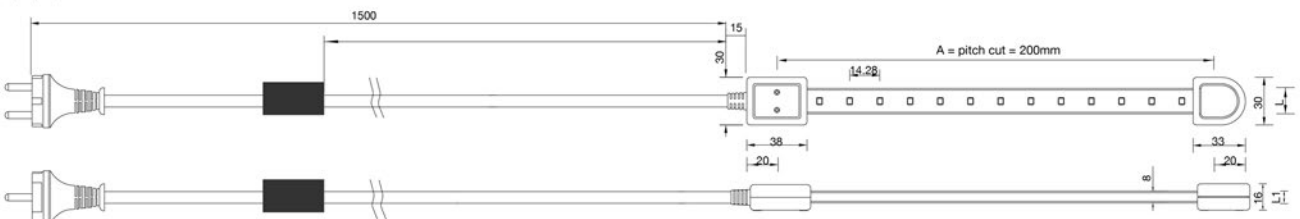
1/1

ART.

**ZKCDMX-HV**

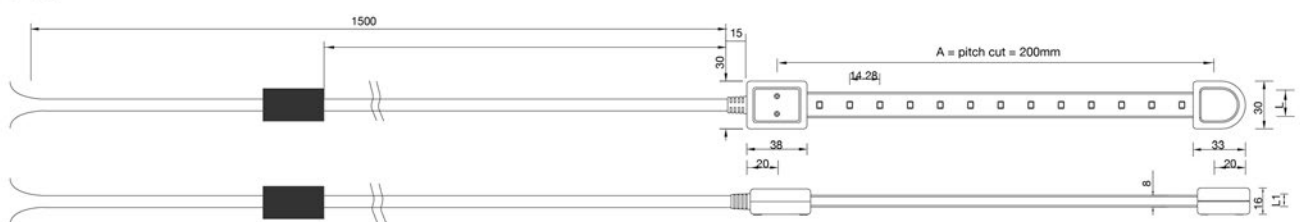
Can be used with ZKTPC; 300 W/CH, 3 CH.

IP44



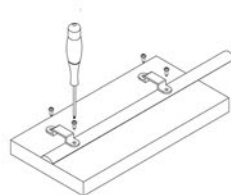
SCHUKO PLUG

IP65



FREE WIRES

EASY MOUNTING:  
IT CAN BE FIXED WITH  
FIXING BRIDGES.



## DURASTRIP HIVOLT ARCH DIMMABLE

Dimmable version supplied with TRIAC soft dimming achieved with the built in control Chip.  
Strip protected from over voltage & and overheating failure in each 20.3 cm strip segment.  
Fitted with latest generation weatherproof and UV resistant Extruded PVC body for exterior use. Finished with white base and sides along with a transparent upper screen for a clean light emission.  
System features miniature electrical connections and a closing end cap similar to the main strip.  
Supplied already cut and wired in the requested measurement, may be provided with IP40 or IP65 rating depending on the installation environment.

### INSTALLATION

We recommend to order the assembly clips considering to use 4 clips for every metre.  
Any particular requests will be specified in the project form.

### USAGE INFORMATION

230V: Dimmable TRIAC leading edge 10-100%  
Consult the list of compatible dimmers.  
120V: Dimmable ELV 10-100%

### ACCESSORIES

PC clip for anchoring.

### PACKAGING

Packaged in 5 meters reels.

### LED

LED 2835  
70 LED/m  
230V - 120V  
Ra>90  
Lifetime: internal use >50,000h; external use>35,000h  
Warranty: 3 years

### COLOUR OF THE LIGHT

Choice of white colour temperatures.

### BINNING

ANSI/SDCM: 3 step 1 bin.

### CONNECTIONS

Up to 50 metres with a single power supply.  
HiVolt IP65 strips are supplied ready to be installed complete with a cable of 1.50 m (black) equipped with a Schuko plug (full collar Schuko IP44) or supplied with free wires (IP65).  
In addition to the value of the goods ordered consider the cost of cutting and installing components for every single piece (1.5 m cable, fuse, Schuko plug and cut).



### CUSTOM PRODUCTIONS

See details at the beginning of Linear Systems 

Cutting Durastrip HiVolt to size\*:

VA00


Fixed cost of piece work

\* Respect the cutting pitch. Supplied with 150 cm cable.

## DURASTRIP HIVOLT ARCH DIMMABLE

**PRO** 220-240 Vac | Ra 90 |  35000 h L70B20 | IP40/65 | -25°C +35°C | Risk Group 0 |   110° | 


### DURASTRIP HIVOLT ARCH DIMMABLE - 230V

W/m	lm/m	K	LED/m	L	L1	H		ART.
12	860	2700	80	1000	16.5	7	1/1	<b>07U27HVE12-D →</b>
12	910	3000	80	1000	16.5	7	1/1	<b>07U30HVE12-D →</b>
12	910	3500	80	1000	16.5	7	1/1	<b>07U35HVE12-D →</b>
12	960	4000	80	1000	16.5	7	1/1	<b>07U40HVE12-D →</b>
12	960	6000	80	1000	16.5	7	1/1	<b>07U60HVE12-D →</b>

→ Supplied already cut and wired to the required size.

**PRO** 120 Vac | Ra 90 |  35000 h L70B20 | IP40/65 | -25°C +35°C | Risk Group 0 |   110° |  

### DURASTRIP HIVOLT ARCH DIMMABLE - 120V

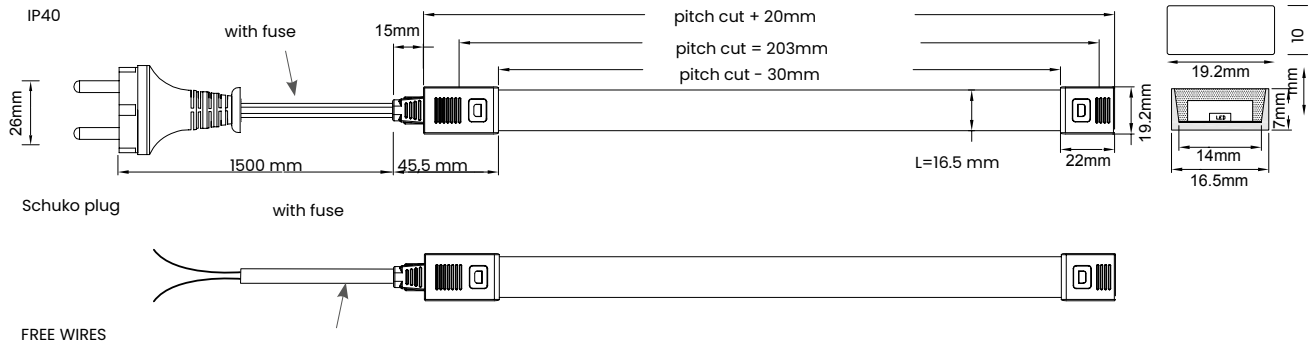
W/m	lm/m	K	LED/m	L	L1	H		ART.
12	1000	2700	80	1000	16.5	7	1/1	<b>07U27HVU12-D ●</b>
12	1050	3000	80	1000	16.5	7	1/1	<b>07U30HVU12-D ●</b>
12	1050	3500	80	1000	16.5	7	1/1	<b>07U35HVU12-D ●</b>
12	1150	4000	80	1000	16.5	7	1/1	<b>07U40HVU12-D ●</b>
12	1150	6000	80	1000	16.5	7	1/1	<b>07U60HVU12-D ●</b>

● On request.

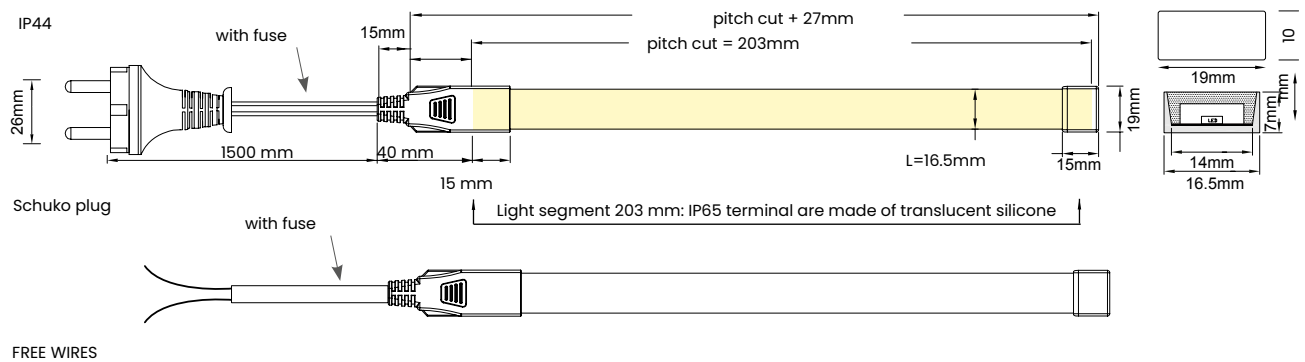


# Technical drawings | Type of electrical connection | Minimum bending radii

DURASTRIP HIVOLT ARCH DIMMABLE - 230V - IP40 TERMINAL "IN" WITH SCHUKO PLUG OR FREE WIRES




DURASTRIP HIVOLT ARCH DIMMABLE - 230V - IP65 TERMINAL "EX" WITH SCHUKO PLUG OR FREE WIRES



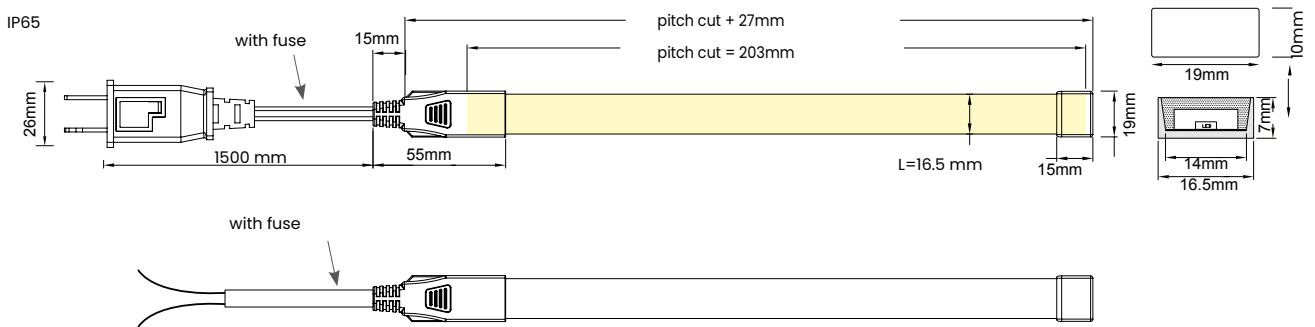
## Technical drawings | Type of electrical connection | Minimum bending radii

DURASTRIP HIVOLT ARCH DIMMABLE - 120V - IP40 TERMINAL "IN" WITH PLUG OR FREE WIRES



FREE WIRES

DURASTRIP HIVOLT ARCH DIMMABLE - 120V - IP65 TERMINAL "EX" WITH PLUG OR FREE WIRES



FREE WIRES

## DURASTRIP HIVOLT CCT + DIM TO WARM

Mains voltage strips, 120V with possibility of varying the colour temperature.  
2700K to 6500K version to be able to take advantage of all of the potential white shades and vary the atmosphere of the areas.  
Version from 1800K to 3000K for warm, welcoming and relaxing atmospheres: this strip warms up the colour of the light, lowering the colour temperature.

### INSTALLATION

We recommend to order the assembly clips considering to use 4 clips for every metre.  
Any particular requests will be specified in the project form.

### USAGE INFORMATION

Dimmable ELV

### ACCESSORIES

Mounting clips.

### PACKAGING

Packaged in 5 meters reels.

### LED

LED 2835  
120 LED/m  
120V  
Ra>90  
Lifetime: internal use >50,000h; external use>35,000h  
Warranty: 3 years

### COLOUR OF THE LIGHT

CCT: 2700K --> 6500K  
DIM TO WARM: 1800K --> 3000K

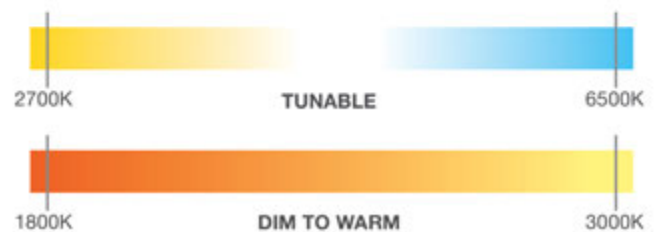
### BINNING

ANSI/SDCM: 3 step 1 bin.

### CONNECTIONS

Up to 50 metres with a single power supply.  
HiVolt IP65 strips are supplied ready to be installed complete with a cable of 1.50 m (black) equipped with a Schuko plug (full collar Schuko IP44) or supplied with free wires.

Strips can be supplied also with IP40 wiring.  
In addition to the value of the goods ordered consider the cost of cutting and installing components for every single piece (1.5 m cable, fuse, Schuko plug if required and cut).



### CUSTOM PRODUCTIONS

See details at the beginning of Linear Systems 

Cutting Durastrip HiVolt to size\*:


Fixed cost of piece work

\* Respect the cutting pitch. Supplied with 150 cm cable.

## DURASTRIP HIVOLT CCT + DIM TO WARM


<b>PRO</b>	120 Vac	Ra 90		35000 h L70B20	IP40/65	-25°C +35°C	Risk Group 0		 110°		
------------	---------	-------	---	-------------------	---------	----------------	-----------------	---	--	---	---

### DURASTRIP HIVOLT CCT - 120V

<b>W/m</b>	<b>lm/m</b>	<b>K</b>	<b>LED/m</b>	<b>L</b>	<b>LI</b>	<b>H</b>		<b>ART.</b>
12	1050	2700-5000	120	1000	16.5	7	1 / 1	<b>07UHVU2750K ●</b>

● On request.

### DURASTRIP HIVOLT DIM TO WARM - 120V

<b>W/m</b>	<b>lm/m</b>	<b>K</b>	<b>LED/m</b>	<b>L</b>	<b>LI</b>	<b>H</b>		<b>ART.</b>
12	950	1800-3000	120	1000	16.5	7	1 / 1	<b>07UHVU1830K ●</b>

● On request.



Accessory for dimmable HiVolt

Spring clips for dimmable HiVolt - 10 pcs.




1 / 1



**KTHVI-CL**



# PROFILES







# Profiles

Specific guides for light





Profiles are not simple supports: they are **architectural tools**, elements that shape the light and define space. Every project requires a different type of integration: recessed to disappear, surface-mounted to highlight, angular to enhance, suspended to define the environment. In the following pages you will find all the solutions for modelling light with architectural precision.

Profiles are essential for thermal management, ensuring greater durability of the project, improving optical control and achieving softer, more uniform light thanks to dedicated diffusers.

**They offer installation precision, allow clean geometries, reinforce IP protection, provide mechanical safety for LED strips and enable effective cleaning and quick interventions, reducing risks for the LEDs.**




The profiles presented in this catalogue are designed to guarantee **maximum quality, precision and application versatility.**

Many of our profiles are entirely **produced in Italy** – a choice that allows us to ensure material care, production precision and fast delivery times.

The Customization Service allows you to receive ready-to-install products, cut to the required length, with the selected LED strip already installed and with the requested IP rating.

**Guaranteed, turnkey solutions that reduce installation time on site and minimise the risk of error.**

**Material:** anodized 6063 aluminium  
**Lenses:** UV-resistant polycarbonate or PMMA  
**Standard length:** 2 m; other lengths available on request  
**Finishes:** various finishes available from catalogue or on request  
**Accessories:** end caps, fixing clips, joints, suspension kits



Start from the **type of integration:** recessed / surface / angled / suspended.

**Choose the diffuser** according to the desired lighting effect: uniformity of emission, anti-glare, etc.

**Check the specifications:** strip compatibility, length, accessories and dimensions (see product drawings).

Consider activating the **Customization Service** to receive the system ready for use.

## Customization Service




































simplify your work  
 reduce costs  
 have guaranteed ready-to-install products

See the Service Menu on the following pages








































## PROFILES – SYNOPTIC TABLE

	Product	Page	L	L1	L2	H	Colours	Colours upon request	Version	
<b>NEW</b>	<b>DOT SURFACE PROFILES: P010</b>		252	3000	16		14			KIT*
	<b>SURFACE PROFILES: PRAP20</b>		212	2000	16		12			KIT*
<b>NEW</b>	<b>SURFACE PROFILES: P025-S</b>		214	2000	15		17,5			KIT*/ Single
<b>NEW</b>	<b>SURFACE PROFILES: P022</b>		216	2000	17,45		7			KIT*/ Single
<b>NEW</b>	<b>FLEXIBLE PROFILES: P013</b>		218	2000	18		5,6			KIT*
	<b>SURFACE PROFILES: PRAP68</b>		212	2000	21		13			KIT*
<b>NEW</b>	<b>SURFACE PROFILES: PRAP-U</b>		220	2000	22		19,8			KIT*
<b>NEW</b>	<b>SURFACE PROFILES: P035-S</b>		224	2000	35		35			KIT*/ Single
<b>NEW</b>	<b>LINEAR PROFILES: P070</b>		260	2000	55		70			KIT*/ Single
<b>NEW</b>	<b>SURFACE PROFILES: P055-S</b>		226	2000 3000	55		35			KIT*/ Single
<b>NEW</b>	<b>RECESSED PROFILES: P026-R</b>		228	2000	15,3		24			KIT*/ Single
<b>NEW</b>	<b>FLOOR RECESSED PROFILES: P028</b>		230	2000 3000	20		17,5			KIT*
	<b>RECESSED PROFILES: PRIN-U</b>		232	2000	22		19,8			KIT*
	<b>RECESSED PROFILES: PRIN20</b>		236	2000	24		12			KIT*

The KIT code always includes the aluminum bar and the diffuser. See the details on the page for additional accessories included (1 pair of end caps and 1 pair of clips, or other indications).  
The single code refers only to the aluminum bar, without diffuser or accessories.



Family code	Product	Page	L	L1	L2	H	Colours	Colours upon request	Version
<b>NEW</b> RECESSED PROFILES: P023-R		234	2000	24,5		7,2			KIT*/ Single
<b>NEW</b> RECESSED PROFILES: P068		222	2000	25		19			KIT*
<b>NEW</b> RECESSED PROFILES: PRIN68-2MK		236	2000	29		13			KIT*
<b>NEW</b> RECESSED PROFILES: P035-R		238	2000	35		35			KIT*/ Single
<b>NEW</b> RECESSED PROFILES: P055-200		240	2000 3000	70	55	35			KIT*/ Single
<b>NEW</b> 45° ANGULAR PROFILES: P024		244	2000	19		19			KIT*/ Single
<b>NEW</b> ANGULAR PROFILES: PRAN20		246	2000	19		19			KIT*
<b>NEW</b> ASYMMETRIC ANGULAR PROFILES: P027		248	2000	20		16			KIT*/ Single
ANGULAR PROFILES: PRAN68		246	2000	24		24			KIT*
ANGULAR PROFILES: PRAN-U		250	2000	32,8		20			KIT*
<b>NEW</b> PLASTER-IN PROFILE: P080		254	2000	17		13			KIT*
<b>NEW</b> PLASTER-IN PROFILE: P081		256	2000	17		13			KIT*
<b>NEW</b> PLASTER-IN PROFILE: P082		257	2000	17		13			KIT*
<b>NEW</b> PLASTER-IN PROFILE: P083		258	2000	17		13			KIT*
<b>NEW</b> PLASTER WITH RECESSED PROFILE: P090		242	2000	120		13			KIT*

## SURFACE PROFILES: PRAP

### FEATURES

Aluminium profile for surface mounting installations. Aluminium profiles allow for a more stable installation, in case of linear installations. Recommended for indoor and outdoor (protected) applications and for high power strips in order to better heat dissipation.

**CAN BE USED WITH LED STRIPS WITH MAXIMUM WIDTH:**  
12 mm (PRAP20) and 15 mm (PRAP68).

### MAXIMUM POWER:

20W/m 20 Series  
25W/m 68 Series

### INSTALLATION

Surface installation with its fixing clips. IP65 or IP68 strips the connectors rest outside the profile.

### MATERIAL

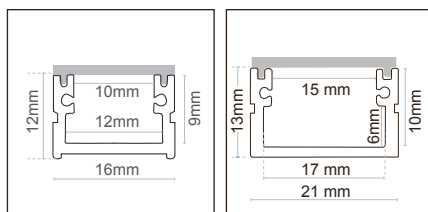
6063 Aluminium profile with a white PC screen.


### ACCESSORIES

Every 2 metre bar is complete with 1 set of end caps (with and without holes) and 1 set of mounting clips. Spare accessories available with a separate code.

### PACKAGING

Supplied in packages of 5 bars, each one measuring 2 meters complete with screen and accessories.



L	LI	H		ART.
2000	16	12	5 / 5	<b>PRAP20-2MK</b>
2000	21	13	5 / 5	<b>PRAP68-2MK</b>



		ART.
Accessories kit for PRAP20	1 / 1	<b>KTPRAP20</b>
Accessories kit for PRAP68	1 / 1	<b>KTPRAP68</b>

Includes 10clisp, 5 end caps without hole + 5 end caps with hole for the cable.



		ART.
Steel supports	1 / 1	<b>OR-DEV</b>

Set of steel adjustable supports for profiles. Can be used with the PRAP-U profile.

Accessories

**SURFACE PROFILES: PRAP**



Set of aluminium mounting heads

1 / 1

**OR-DEVKT68**

Set of aluminium mounting heads for PRAP68-2MK.  
To be ordered together with the code of the adjustable support to be fixed to the surface, code OR-DEV.

## SURFACE PROFILES: P025-S

### TYPOLOGY

Surface-mounted profile.  
Color variants available.  
Optional lenses on request in transparent and transparent 40°, opal and smoked versions.

### CAN BE USED WITH LED STRIPS WITH MAXIMUM WIDTH:

13 mm

### MAXIMUM POWER:

19W/m

### INSTALLATION

Surface installation.  
Cable outlet aligned with the profile.

### MATERIAL

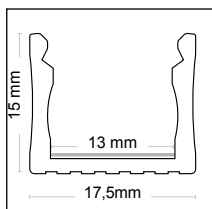

Profile in aluminum alloy 6060/6063, anodized 15/20 microns.  
UV resistant PC lens.


### ACCESSORIES

Accessories available with separate code: plasterboard springs, alloy end caps (one with hole and one without), fixing clips, lenses.

### PACKAGING

Packaging of the aluminium-colour profile in kit form (code ending with "K"): minimum package of 5 bars complete with opal diffuser, 5 pairs of end caps, and 5 pairs of clips.  
Single profile codes: available as a single bar to be completed with lens and end caps.



	L	LI	H		ART.
<b>NEW</b>	2000	17.6	15	5 / 5	<b>P025-S-200K ●</b>
<b>NEW</b>	2000	17.6	15	1 / 5	<b>P025-S-200 ●</b>
<b>NEW</b>	2000	17.6	15	1 / 5	<b>P025-S-200W ●</b>
<b>NEW</b>	2000	17.6	15	1 / 5	<b>P025-S-200B ●</b>

● On request.



**NEW** End caps for P025



1 / 1



**P025-A-EC ●**

Includes 5 end caps without hole + 5 end caps with hole for the cable.

● On request.



**NEW** Metal mounting clip



1 / 1



**P025-A-MC ●**

● On request.

Accessories  
**SURFACE PROFILES: P025-S**



**NEW** Transparent 40° cover for P02

**NEW** Opal cover for P02

● On request.

L



ART.

2000

5 / 5

**P02X-LT ●**

2000

5 / 5

**P02X-LO ●**



**NEW** Flexible opal cover L.20m

● On request.

L



ART.

20000

1 / 1

**P02X-LO-20M ●**

## SURFACE PROFILES: P022

### TPOLOGY

Surface-mounted profile, only 7 mm high.

### CAN BE USED WITH LED STRIPS WITH MAXIMUM WIDTH:

12 mm

### MAXIMUM POWER:

25W/m

### INSTALLATION

Surface installation.

Cable outlet aligned with the profile.

### MATERIAL

Profile in aluminium alloy 6060/6063, anodized 15/20 microns.

UV resistant PC lens.

### ACCESSORIES

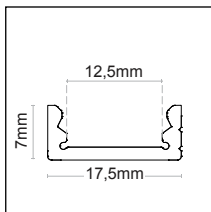
Accessories available with separate code: alloy end caps and lenses with different finishes.







This profile can mount the continuous lens code P02X-LO-20M.

### PACKAGING

Packaging of the aluminium-colour profile in kit form (code ending with "K"): minimum package of 5 bars complete with opal diffuser, 5 pairs of end caps, and 5 pairs of clips.

Single profile codes: available as a single bar to be completed with lens and end caps.



		L	LI	H		ART.
NEW		2000	17.45	7	5 / 5	<b>P022-S-200K ●</b>
NEW		2000	17.45	7	5 / 5	<b>P022-S-200 ●</b>
NEW		2000	17.45	7	5 / 5	<b>P022-S-200W ●</b>
NEW		2000	17.45	7	5 / 5	<b>P022-S-200B ●</b>

● On request.



NEW	End cap kit		ART.
		1 / 1	<b>P022-S-EC ●</b>

Includes 5 end caps without hole + 5 end caps with hole for the cable.

● On request.

Accessories  
**SURFACE PROFILES: P022**



**NEW** Mounting clip

5 pcs set.

● On request.



1 / 1



**P02X-CL ●**



**NEW** Transparent 40° cover for P02

**NEW** Opal cover for P02

● On request.



2000



5 / 5



**P02X-LT ●**

**P02X-LO ●**



**NEW** Flexibile opal cover L.20m

● On request.



20000



1 / 1



**P02X-LO-20M ●**

## FLEXIBLE PROFILES: P013

### TYOLOGY

Ultra-thin extruded aluminum profile, bendable.  
Diffuser in opal polycarbonate.  
Suggested use with low-power LED strips.

### CAN BE USED WITH LED STRIPS WITH MAXIMUM WIDTH:

10 mm

### MAXIMUM POWER:

6W/m

### INSTALLATION

Surface installation.  
Cable outlet aligned with the profile.

### MATERIAL

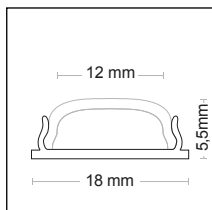
Profile in aluminum alloy 6060/6063, anodized 15/20 microns.  
UV resistant PC lens.


### ACCESSORIES

Accessories available with separate code: alloy end caps, fixing clips, opal diffuser.

### PACKAGING

Supplied in packages of 10 bars, each one measuring 2 meters complete with screen and end caps.  
Order the accessory codes for additional cuts.



	<b>L</b>	<b>LI</b>	<b>H</b>		<b>ART.</b>
<b>NEW</b>	2000	18	5.6	10 / 10	<b>P013-F-200 ●</b>

● On request.



<b>NEW</b>	2-meter diffuser for P013		<b>ART.</b>
	● On request.	5 / 5	<b>P013-F-CV2 ●</b>



<b>NEW</b>	Mounting clip.		<b>ART.</b>
	5 pcs set.	1 / 1	<b>P013-F-CL ●</b>

● On request.



<b>NEW</b>	End cap kit		<b>ART.</b>
	Includes 5 end caps without hole + 5 end caps with hole for the cable.	1 / 1	<b>P013-F-EC ●</b>

● On request.



ICI Brasserie Bela Cintra - San Paolo - Country: Brazil  
Architectural Design: Roya Arquitetura Fornecedores  
Lighting Design: Illumination Strategic Design Group

## SURFACE PROFILES: PRAP-U

### FEATURES

Aluminium profile for surface installation. It houses both IP20 and IP68 strips up to 18 mm in width. Equipped with a compartment to accommodate cables. Screens with different beam openings, spot, flood and asymmetrical available to replace the standard screen the profile is equipped with.

**CAN BE USED WITH LED STRIPS WITH MAXIMUM WIDTH:**  
18 mm

### INSTALLATION

Surface installation with its fixing clips.

### MATERIAL

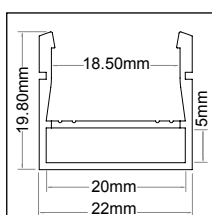
6063 Aluminium profile with a white PC screen.















### ACCESSORIES

Every 2 metre bar is complete with 1 set of end caps (with and without holes) and 1 set of mounting clips. Spare accessories available with a separate code.

### PACKAGING

Supplied in packages of 5 bars, each one measuring 2 meters complete with screen and accessories.



				
2000	22	19.8	5 / 5	<b>PRAP-U</b>
				
Steel supports			1 / 1	<b>OR-DEV</b>
				Set of steel adjustable supports for profiles. Can be used with the PRAP-U profile.
				
Set of aluminium mounting heads			1 / 1	<b>KTORDEV-U</b>
				To be ordered together with the code of the adjustable support to be fixed to the surface, code OR-DEV.
				
End caps for PRAP-U			1 / 1	<b>KTRAP-UEC</b>
				Includes 5 PC end caps without hole + 5 PC end caps with hole for the cable, silver colour. This same set of accessories is also available in the profile pack. The accessory code must be added as a spare part or for additional cuts.

Accessories

**SURFACE PROFILES: PRAP-U**



Clips kit for PRIN-U e PRAP-U

Includes 5 pairs of clips.



1 / 1



**KTPRU-CL**



Replacement lenses for Universal profiles 120°



5 / 5



**PRU-LENS**



Optional SPOT lens



5 / 5



**PRULENS30**



Optional FLOOD lens



5 / 5



**PRULENS60**



Optional ASYMMETRICAL lens



5 / 5



**PRULENSASYM**

## RECESSED PROFILES: P068

### TYOLOGY

Walkable aluminum profile for floor recessed installation, central body and PMMA diffuser.  
Supplied with an aluminium slide to facilitate the insertion of the LED strip.  
IK08

**CAN BE USED WITH LED STRIPS WITH MAXIMUM WIDTH:**  
17 mm

**MAXIMUM POWER:**  
15W/m

### INSTALLATION

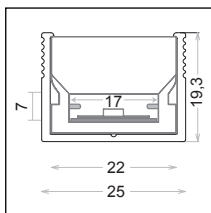

Recessed.  
Cable outlet aligned with the profile.


### MATERIAL

Profile in aluminum alloy 6060/6063, anodized 15/20 microns.  
Co-extruded PC diffuser with UV resistance.


### PACKAGING

Supplied in packages with 5 bars of 5 meters, complete with diffuser and aluminium slide  
Accessories available with separate code: alloy end caps.



	L	L1	H		ART.
<b>NEW</b>	2000	25	19.3	1 / 5	<b>P068-I-200K ●</b>

● On request.



<b>NEW</b>	End cap kit for P068		ART.
	Includes 1 end cap without hole + 1 end cap with hole for the cable.	1 / 1	<b>P068-EC ●</b>

● On request.



Disney flagship store - Shanghai - China  
Lighting Designer: First Circle Design LLC - Matt Levesque  
Photography: Tim Franco

## SURFACE PROFILES: P035-S

### TPOLOGY

Square-section profile for surface mounting.  
Color variants available.  
Optional lenses in transparent, opal, micro-prismatic and smoked versions.

### CAN BE USED WITH LED STRIPS WITH MAXIMUM WIDTH:

24 mm

### MAXIMUM POWER:

30W/m

### INSTALLATION

Surface installation.  
Cable outlet aligned with the profile.

### MATERIAL

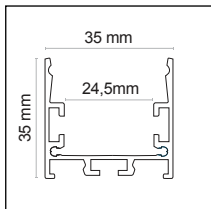
Profile in aluminum alloy 6060/6063, anodized 15/20 microns.  
UV resistant PC lens.








### ACCESSORIES

Accessories available with separate code: plasterboard springs, alloy end caps (one with hole and one without), linear or angular connection and reinforcement brackets, lenses.

### PACKAGING

Packaging of the aluminium-colour profile in kit form (code ending with "K"): minimum package of 5 bars complete with opal diffuser, 5 pairs of end caps, and 5 pairs of clips.  
Single profile codes: available as a single bar to be completed with lens and end caps.



		L	LI	H		ART.
NEW		2000	35	35	1 / 5	<b>P035-S-200K ●</b>
NEW		2000	35	35	1 / 5	<b>P035-S-200 ●</b>
NEW		2000	35	35	1 / 5	<b>P035-S-200W ●</b>
NEW		2000	35	35	1 / 5	<b>P035-S-200B ●</b>
NEW		2000	35	35	1 / 5	<b>P035-S-200C ●</b>

● On request.

Accessories

**SURFACE PROFILES: P035-S**



				<b>ART.</b>
<b>NEW</b>		End cap kit	1 / 1	<b>P035-S-EC ●</b>
<b>NEW</b>		End cap kit	1 / 1	<b>P035-S-ECB ●</b>
<b>NEW</b>		End cap kit	1 / 1	<b>P035-S-ECW ●</b>
<b>NEW</b>		End cap kit	1 / 1	<b>P035-S-ECC ●</b>

Includes 5 end caps without hole + 5 end caps with hole for the cable.

● On request.



				<b>ART.</b>
<b>NEW</b>		Bracket for P035S profile	1 / 1	<b>P035-S-MB ●</b>


● On request.



				<b>ART.</b>
<b>NEW</b>		Suspension kit	1 / 1	<b>P035-SP ●</b>

● On request.



		<b>L</b>		<b>ART.</b>
<b>NEW</b>		2000	5 / 5	<b>P035-LT ●</b>
<b>NEW</b>		2000	5 / 5	<b>P035-LO ●</b>
<b>NEW</b>		2000	5 / 5	<b>P035-LM ●</b>
<b>NEW</b>		2000	5 / 5	<b>P035-LF ●</b>

● On request.



				<b>ART.</b>
<b>NEW</b>		Linear connector for P0X	1 / 1	<b>P0X-MCL ●</b>

5 pcs set.


● On request.



				<b>ART.</b>
<b>NEW</b>		Horizontal connector for P0X	1 / 1	<b>P0X-MCO ●</b>

● On request.



				<b>ART.</b>
<b>NEW</b>		Vertical connector for P0X	1 / 1	<b>P0X-MCV ●</b>

5 pcs set.

● On request.

## SURFACE PROFILE: P055-S

### TPOLOGY

Surface-mounted profile.  
Equipped with internal side fins to achieve maximum light concentration.  
Color variants available.

### CAN BE USED WITH LED STRIPS WITH MAXIMUM WIDTH:

31 mm

### MAXIMUM POWER:

48W/m

### INSTALLATION

Surface installation.  
Cable outlet aligned with the profile.

### MATERIAL

Profile in aluminum alloy 6060/6063, anodized 15/20 microns.

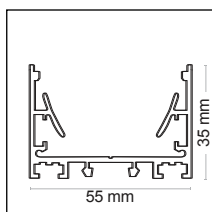
### ACCESSORIES








Accessories available with separate code: alloy end caps, lenses with different finishes, and linear or angular connection and reinforcement brackets, suspension kit.

### PACKAGING

Packaging of the aluminium-colour profile in kit form (code ending with "K"): minimum package of 5 bars complete with opal diffuser, 5 pairs of end caps, and 5 pairs of clips.



Single profile codes: available as a single bar to be completed with lens and end caps.



		<b>L</b>	<b>LI</b>	<b>H</b>		<b>ART.</b>
<b>NEW</b>		2000	55	35	1 / 5	<b>P055-S-200-KIT ●</b>
<b>NEW</b>		2000	55	35	1 / 5	<b>P055-S-200 ●</b>
<b>NEW</b>		2000	55	35	1 / 5	<b>P055-S-200W ●</b>
<b>NEW</b>		2000	55	35	1 / 5	<b>P055-S-200B ●</b>
<b>NEW</b>		2000	55	35	1 / 5	<b>P055-S-200C ●</b>

● On request.



				<b>ART.</b>
<b>NEW</b>		End cap kit	1 / 1	<b>P055-S-EC ●</b>
<b>NEW</b>		End cap kit	1 / 1	<b>P055-S-ECW ●</b>
<b>NEW</b>		End cap kit	1 / 1	<b>P055-S-ECB ●</b>
<b>NEW</b>		End cap kit	1 / 1	<b>P055-S-ECC ●</b>

Set of 2 endcaps.

● On request.

Accessories

**SURFACE PROFILE: P055-S**



**NEW** Bracket for P055-S profile

● On request.



1 / 1



**P055-S-MB ●**



**NEW** Opal cover for P055

**NEW** Microprismatic cover for P055-S

● On request.



2000



5 / 5



**P055-LO ●**

**P055-LM ●**



**NEW** Linear connector for P0X

5 pcs set.

● On request.



1 / 1



**P0X-MCL ●**



**NEW** Horizontal connector for P0X

● On request.



1 / 1



**P0X-MCO ●**



**NEW** Vertical connector for P0X

5 pcs set.

● On request.



1 / 1



**P0X-MCV ●**



**NEW** 1.5 m suspension cable kit for P055

● On request.



1 / 1



**P055-SP ●**

## RECESSED PROFILES: P026-R

### TPOLOGY

Recessed profile with edge protection finishing flaps. Optional lenses on request in transparent and transparent 40°, opal and smoked versions.

**CAN BE USED WITH LED STRIPS WITH MAXIMUM WIDTH:**  
13 mm

### MAXIMUM POWER:

19W/m

### INSTALLATION

Recessed.  
Cable outlet aligned with the profile.

### MATERIAL

Profile in aluminum alloy 6060/6063, anodized 15/20 microns.

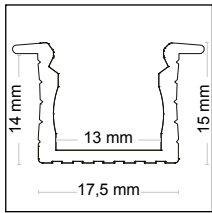


### ACCESSORIES


Accessories available with separate code: alloy end caps.

### PACKAGING

Aluminum-colored profile kit packaging (code ends with "K"): minimum pack of 5 bars with 5 pairs of end caps and 5 pairs of clips.

Single profile codes: available as a single bar to be completed with lens and end caps.



	L	L1	H		ART.
<b>NEW</b>	2000	17.5	15	5 / 5	<b>P026-R-200K ●</b>
<b>NEW</b>	2000	17.5	15	1 / 5	<b>P026-R-200 ●</b>
<b>NEW</b>	2000	17.5	15	1 / 5	<b>P026-R-200W ●</b>
<b>NEW</b>	2000	17.5	15	1 / 5	<b>P026-R-200B ●</b>

● On request.



**NEW** End cap kit for P026



1 / 1

ART.

**P026-R-EC ●**

Includes 5 end caps without hole + 5 end caps with hole for the cable.

● On request.



**NEW** Transparent 40° cover for P02

L

2000



5 / 5

ART.

**P02X-LT ●**

**NEW** Opal cover for P02

2000

5 / 5

**P02X-LO ●**

● On request.



Disney flagship store - Shanghai - China  
Lighting Designer: First Circle Design LLC - Matt Levesque  
Photography: Tim Franco

## RECESSED FLOOR PROFILES: P028

### TYOLOGY

Walkable aluminum profile for floor recessed installation, complete with co-extruded thick polycarbonate lens. Recommended use with high-IP LED strips.

### CAN BE USED WITH LED STRIPS WITH MAXIMUM WIDTH:

12 mm

### MAXIMUM POWER:

15W/m

### INSTALLATION

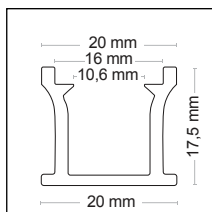
Recessed.  
Cable outlet aligned with the profile.


### MATERIAL

Profile in aluminum alloy 6060/6063, anodized 15/20 microns.  
UV resistant PC lens.

### PACKAGING

Sold individually in bars with diffuser.



	L	L1	H		ART.
<b>NEW</b>	2000	20	17.5	1 / 5	<b>P028-G-200K ●</b>
<b>NEW</b>	3000	20	17.5	1 / 5	<b>P028-G-300K ●</b>


● On request.



			ART.
<b>NEW</b>	End cap kit	1 / 1	<b>P028-G-EC ●</b>

Includes 5 end caps without hole + 5 end caps with hole for the cable.

● On request.



## RECESSED PROFILES: PRIN-U

### FEATURES

Aluminium profile for recessed installation. It houses both IP20 and IP68 strips up to 18 mm in width. Equipped with a compartment to accommodate cables. Screens with different beam openings, spot, flood and asymmetrical available to replace the standard screen it is equipped with.

**CAN BE USED WITH LED STRIPS WITH MAXIMUM WIDTH:**  
18 mm

### INSTALLATION

Recessed.

### MATERIAL

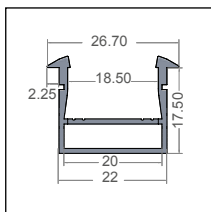
6063 Aluminium profile with a white PC screen.

### ACCESSORIES

Every 2 metre bar is complete with 1 set of end caps (with and without holes) and 1 set of mounting clips. Spare accessories available with a separate code.

### PACKAGING

Supplied in packages of 5 bars, each one measuring 2 meters complete with screen and accessories.



2000



22



19.8



5 / 5



**PRIN-U**



End caps for PRIN-U



1 / 1



**KTPRIN-UEC**

Includes 5 PC end caps without hole + 5 PC end caps with hole for the cable, silver colour. This same set of accessories is also available in the profile pack. The accessory code must be added as a spare part or for additional cuts.



Clips kit for PRIN-U e PRAP-U



1 / 1



**KTPRU-CL**

Includes 5 pairs of clips.



Replacement lenses for Universal profiles 120°



5 / 5



**PRU-LENS**

Accessories  
RECESSED PROFILES: PRIN-U



Optional SPOT lens		<b>ART.</b>
	5 / 5	<b>PRULENS30</b>



Optional FLOOD lens		<b>ART.</b>
	5 / 5	<b>PRULENS60</b>



Optional ASYMMETRICAL lens		<b>ART.</b>
	5 / 5	<b>PRULENSASYM</b>

## RECESSED PROFILES: P023

### TPOLOGY

Reduced width recessed profile with edge protection finishing flaps.

**CAN BE USED WITH LED STRIPS WITH MAXIMUM WIDTH:**  
12 mm

**MAXIMUM POWER:**  
25W/m

### INSTALLATION

Recessed.  
Cable outlet aligned with the profile.

### MATERIAL

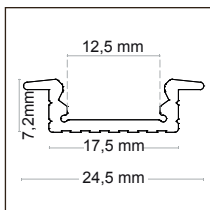
Profile in aluminum alloy 6060/6063, anodized 15/20 microns.  
UV resistant PC lens.







### ACCESSORIES

Accessories available with separate code: alloy end caps.

### PACKAGING


Packaging of the aluminium-colour profile in kit form (code ending with "K"): minimum package of 5 bars complete with opal diffuser, 5 pairs of end caps, and 5 pairs of clips.  
Single profile codes: available as a single bar to be completed with lens and end caps.



		L	LI	H		ART.
NEW		2000	24.5	7.2	5 / 5	<b>P023-R-200K ●</b>
NEW		2000	24.5	7.2	5 / 5	<b>P023-R-200 ●</b>
NEW		2000	24.5	7.2	5 / 5	<b>P023-R-200W ●</b>
NEW		2000	24.5	7.2	5 / 5	<b>P023-R-200B ●</b>

● On request.



			ART.
NEW	End cap kit	1 / 1	<b>P023-R-EC ●</b>

Includes 5 end caps without hole + 5 end caps with hole for the cable.

● On request.



		L		ART.
NEW	Transparent 40° cover for P02	2000	5 / 5	<b>P02X-LT ●</b>
NEW	Opal cover for P02	2000	5 / 5	<b>P02X-LO ●</b>

● On request.

Accessories  
RECESSED PROFILES: P023



**NEW** Flexibile opal cover L.20m

● On request.

L

20000



1 / 1

ART.

**P02X-LO-20M ●**

## RECESSED PROFILES: PRIN

### FEATURES

Aluminium profile for recessed installation.  
Aluminium profiles allow for a more stable installation, in case of linear installations.  
Recommended for indoor and outdoor (protected) applications and for high power strips in order to better heat dissipation.

**CAN BE USED WITH LED STRIPS WITH MAXIMUM WIDTH:**  
12 mm (PRIN20) and 17 mm (PRIN68).

**MAXIMUM POWER:**  
20W/m 20 Series  
25W/m 68 Series

### INSTALLATION

Recessed with its fixing clips.  
IP65 or IP68 strips the connectors rest outside the profile.

### MATERIAL

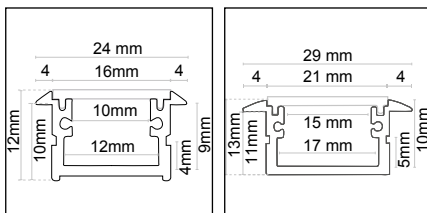
6063 Aluminium profile with a white PC screen.



### ACCESSORIES

Every 2 metre bar is complete with 1 set of end caps (with and without hole).  
Spare accessories available with a separate code.

### PACKAGING

Supplied in packages of 5 bars, each one measuring 2 meters complete with screen and accessories.



L	L1	H		ART.
2000	24	12	5 / 5	<b>PRIN20-2MK</b>
2000	29	13	5 / 5	<b>PRIN68-2MK</b>
				ART.
			Accessories kit for PRIN20	1 / 1 <b>KTPRIN20</b>
			Accessories kit for PRIN68	1 / 1 <b>KTPRIN68</b>



Includes 10clisp, 5 end caps without hole + 5 end caps with hole for the cable.



Teatro Universidad Atlantico - Barranquilla - Colombia  
Lighting Designer: Targetti Project Team, Architect: Carlos Bell  
Photo: Sharon Alviz

## RECESSED PROFILES: P035-R

### TPOLOGY

Recessed profile with edge protection finishing flaps.  
Optional lenses in transparent, opal, micro-prismatic and smoked versions.

**CAN BE USED WITH LED STRIPS WITH MAXIMUM WIDTH:**  
32 mm

**MAXIMUM POWER:**  
30W/m

### INSTALLATION

Recessed with plasterboard springs.  
Cable outlet aligned with the profile.

### MATERIAL

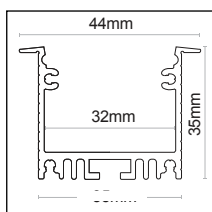
Profile in aluminum alloy 6060/6063, anodized 15/20 microns.  
UV resistant PC lens.







### ACCESSORIES

Accessories available with separate code: plasterboard springs, alloy end caps (one with hole and one without), linear or angular connection and reinforcement brackets, lenses.

### PACKAGING


Packaging of the aluminium-colour profile in kit form (code ending with "K"): minimum package of 5 bars complete with opal diffuser, 5 pairs of end caps, and 5 pairs of clips.  
Single profile codes: available as a single bar to be completed with lens and end caps.



		L	L1	H		ART.
NEW		2000	44	35	1 / 5	<b>P035-R-200K ●</b>
NEW		2000	44	35	1 / 5	<b>P035-R-200 ●</b>
NEW		2000	44	35	1 / 5	<b>P035-R-200W ●</b>
NEW		2000	44	35	1 / 5	<b>P035-R-200B ●</b>

● On request.

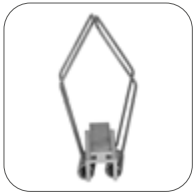


				ART.
NEW		End cap kit for P035-R	1 / 1	<b>P035-R-EC ●</b>
NEW		End cap kit for P035-R	1 / 1	<b>P035-R-ECB ●</b>
NEW		End cap kit for P035-R	1 / 1	<b>P035-R-ECW ●</b>

Includes 5 end caps without hole + 5 end caps with hole for the cable.

● On request.

Accessories  
RECESSED PROFILES: P035-R



**NEW** Kit molle per P035

● On request.



1 / 1



**P035-R-FS ●**



**NEW** Transparent cover for P035

**NEW** Opal cover for P035

**NEW** Microprismatic cover for P035

**NEW** Smoked cover for P035

● On request.



2000



5 / 5



**P035-LT ●**

**P035-LO ●**

**P035-LM ●**

**P035-LF ●**

## RECESSED PROFILES: P055-R

### FEATURES

Aluminium profile for recessed installation.  
Aluminium profiles allow for a more stable installation, in case of linear installations.  
Recommended for indoor and outdoor (protected) applications and for high power strips in order to better heat dissipation.

### CAN BE USED WITH LED STRIPS WITH MAXIMUM WIDTH:

30 mm

### MAXIMUM POWER:

42W/m

### INSTALLATION

Recessed.  
Steel spring mounting system for recessed ceiling installation from a minimum of 5mm.

### MATERIAL

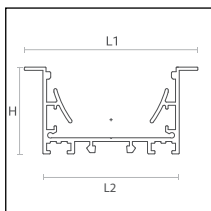

Profile in aluminum alloy 6060/6063, anodized 15/20 microns.  
UV resistant PC lens.






### ACCESSORIES

Transparent lenses with 40° beam angle available, opal cover for replacements, and a continuous flexible 20 m lens for installations without visible interruptions.  
Spring for false ceiling mounting of P055 available with separate code.

### PACKAGING

Packaging of the aluminium-colour profile in kit form (code ending with "KIT"): minimum package of 5 bars complete with opal diffuser, 5 pairs of end caps, and 5 pairs of clips.  
Single profile codes: available as a single bar to be completed with lens and end caps.



		L	L1	H		ART.
		2000	70	35	1 / 5	<b>P055-200-KIT ●</b>
<b>NEW</b>		2000	70	35	1 / 5	<b>P055-R-200 ●</b>
<b>NEW</b>		2000	70	35	1 / 5	<b>P055-R-200W ●</b>

● On request.



				ART.
<b>NEW</b>		End cap kit	1 / 1	<b>P055-R-EC ●</b>
<b>NEW</b>		End cap kit	1 / 1	<b>P055-R-ECW ●</b>

● On request.

Accessories  
**RECESSED PROFILES: P055-R**



**NEW** Linear connector for P0X

5 pcs set.

● On request.



1 / 1



**P0X-MCL ●**



**NEW** Horizontal connector for P0X

● On request.



1 / 1



**P0X-MCO ●**



**NEW** Opal cover for P055

**NEW** Microprismatic cover for P055-S

● On request.



2000



5 / 5



**P055-LO ●**

**P055-LM ●**



**NEW** Kit molle per P055

2 pcs set.

● On request.



1 / 1



**P055-R-FS ●**

## PLASTERBOARD WITH INTEGRATED PROFILE: P090

### TYOLOGY

2 m x 12 cm plasterboard panel with integrated profile for LED strips.

### FEATURES

Faster and more precise strip installation compared to the standalone profile.  
Allows for a perfect and quick installation in new structures.  
Various X, T, L connections available.  
The profile acts as a heat sink for LED strips up to 30W.  
Complete with opal cover.  
Various lengths and cover types available with separate code.

### INSTALLATION

Complete with protective sponge cut to size for the track, useful during grouting.  
Plasterboard panels with profile are installed in exactly the same way as a standard 12.5 mm plasterboard panel.  
The material offers high mechanical strength, with certified fire resistance and sound-absorbing properties, ideal for demanding architectural and industrial applications.  
Aesthetic finish enhanced by the external white cardboard covering.

### MATERIAL

Made with Habito Forte plasterboard by Saint-Gobain, 13 mm thick.  
The panels are assembled with non-toxic adhesive to ensure long-term stability and safety.

### APPLICATIONS

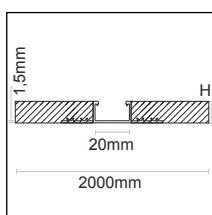
Ceilings and walls where the line of light becomes a design element as well as functional lighting.

### ACCESSORIES

Can be completed with compatible accessories from the range to create L, T, and X-shaped junctions.

### PACKAGING

Supplied in minimum packaging of 4 panels, each 2 meters long, complete with integrated screen.




					
<b>NEW</b>	2000	120	13	4 / 4	<b>P090-C-200K</b>
	<b>NEW</b>	Opal lens for profile P090			
			2000	4 / 4	<b>P090-C-LO</b>

Accessories

PLASTERBOARD WITH INTEGRATED PROFILE: P090



		L		ART.
<b>NEW</b>	Flexible opal lens	20000	1 / 1	<b>P090-C-LO-20M</b>
<b>NEW</b>	Flexible opal lens	10000	1 / 1	<b>P090-C-LO-100M</b>

Usable with the P090 profile, it allows you to create a seamless light coverage up to 20 meters.



		L	LI	H		ART.
<b>NEW</b>	L-connector accessory	23.5	23.5	13	1 / 1	<b>P090-C-L</b>



		L	LI	H		ART.
<b>NEW</b>	T-connector accessory	65	23	13	1 / 1	<b>P090-C-T</b>



		L	LI	H		ART.
<b>NEW</b>	X-connector accessory	34.8	34.8	13	1 / 1	<b>P090-C-X</b>

## 45°CORNER PROFILES: P024

### TPOLOGY

Extruded aluminum profile at 45° angle for corner mounting, complete with diffusing polycarbonate cover. Available in kits with included accessories or as single bars without accessories.

Recommended for indoor and outdoor (protected) applications and for high power strips in order to better heat dissipation.

### CAN BE USED WITH LED STRIPS WITH MAXIMUM WIDTH:

12 mm

MAXIMUM POWER:

15W/m

### INSTALLATION

Fixed in place with clips.

### MATERIAL

Profile in aluminum alloy 6060/6063, anodized 15/20 microns.

UV resistant PC lens.

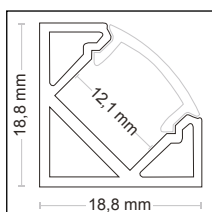
### ACCESSORIES







Accessories available with separate code: alloy end caps and fixing clips.

### PACKAGING

Packaging of the aluminium-colour profile in kit form (code ending with "K"): minimum package of 5 bars complete with opal diffuser, 5 pairs of end caps, and 5 pairs of clips.

Single profile codes: available as single bar to be completed with lens, end caps and clips.



		L	LI	H		ART.
NEW		2000	19	19	5 / 5	<b>P024-A-200K ●</b>
NEW		2000	19	19	5 / 5	<b>P024-A-200 ●</b>
NEW		2000	19	19	5 / 5	<b>P024-A-200W ●</b>
NEW		2000	19	19	5 / 5	<b>P024-A-200B ●</b>

● On request.



NEW	End cap kit		1 / 1	ART.	<b>P024-A-EC ●</b>
-----	-------------	---	-------	------	--------------------

Includes 5 end caps without hole + 5 end caps with hole for the cable.

● On request.

Accessories  
45°CORNER PROFILES: P024



**NEW** Mounting clip.

5 pcs set.

● On request.



1 / 1



**P024-A-CL ●**



**NEW** Transparent 40° cover for P02

**NEW** Opal cover for P02

● On request.



2000



5 / 5



**P02X-LT ●**

**P02X-LO ●**



**NEW** Flexibile opal cover L.20m

● On request.



20000



1 / 1



**P02X-LO-20M ●**

## CORNER PROFILES: PRAN

### FEATURES

Aluminium profile for corner surface installation. Aluminium profiles allow for a more stable installation, in case of linear installations. Recommended for indoor and outdoor (protected) applications and for high power strips in order to better heat dissipation.

**CAN BE USED WITH LED STRIPS WITH MAXIMUM WIDTH:**  
10 mm (PRAN20) and 14 mm (PRAN68).

**MAXIMUM POWER:**  
20W/m 20 Series  
25W/m 68 Series

### INSTALLATION

Surface, corner installation with its fixing clips.

### MATERIAL

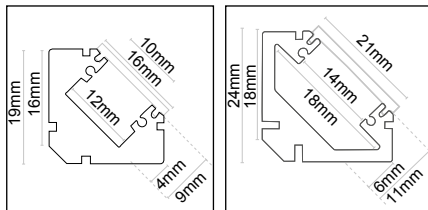
6063 Aluminium profile with a white PC screen.


### ACCESSORIES

Every 2 metre bar is complete with 1 set of end caps (with and without hole). Spare accessories available with a separate code.

### PACKAGING

Supplied in packages of 5 bars, each one measuring 2 meters complete with screen and accessories.



L	LI	H		ART.
2000	19	19	5 / 5	<b>PRAN20-2MK</b>
2000	24	24	5 / 5	<b>PRAN68-2MK</b>



		ART.
Accessories kit for PRAN20	1 / 1	<b>KTPRAN20</b>
Accessories kit for PRAN68	1 / 1	<b>KTPRAN68</b>

Includes 10clisp, 5 end caps without hole + 5 end caps with hole for the cable.



Torre Costanera Center - Santiago de Chile  
Proyecto arquitectónico: Cesar Pelli/Alemparte Barrera Wedeles Besançon Arquitectos  
Proyecto luminotécnico: Douglas Leonard Lighting Designers

## ASYMMETRICAL CORNER PROFILES: P027

### TPOLOGY

Extruded aluminum profile complete with diffusing polycarbonate cover for corner mounting at 30° or 60° from the surface.

The asymmetrical profile allows you to choose the light direction.

Available in kits with included accessories or as single bars without accessories.

### CAN BE USED WITH LED STRIPS WITH MAXIMUM WIDTH:

12 mm

### MAXIMUM POWER:

24W/m

### INSTALLATION

Fixed in place with clips.

### MATERIAL

Profile in aluminum alloy 6060/6063, anodized 15/20 microns.

UV resistant PC lens.

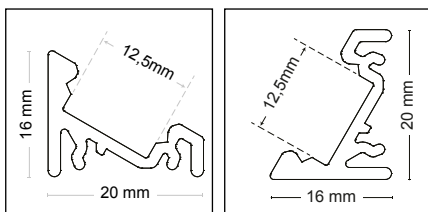
### ACCESSORIES







Accessories available with separate code: alloy end caps and fixing clips.

### PACKAGING

Packaging of the aluminium-colour profile in kit form (code ending with "K"): minimum package of 5 bars complete with opal diffuser, 5 pairs of end caps, and 5 pairs of clips.

Single profile codes: available as a single bar to be completed with lens and end caps.



		L	LI	H		ART.
NEW		2000	20	16	5 / 5	<b>P027-A-200K ●</b>
NEW		2000	20	16	5 / 5	<b>P027-A-200 ●</b>
NEW		2000	20	16	5 / 5	<b>P027-A-200W ●</b>
NEW		2000	20	16	5 / 5	<b>P027-A-200B ●</b>

● On request.



		ART.
NEW Metal end cap kit	1 / 1	<b>P027-A-EC ●</b>

Includes 5 end caps without hole + 5 end caps with hole for the cable.

● On request.

Accessories

ASYMMETRICAL CORNER PROFILES: P027



**NEW** Metal mounting clip

● On request.



1 / 1



**P027-A-MC ●**



**NEW** Transparent 40° cover for P02

**NEW** Opal cover for P02

● On request.



2000



5 / 5



**P02X-LT ●**

**P02X-LO ●**



**NEW** Flexible opal cover L20m

● On request.



20000



1 / 1



**P02X-LO-20M ●**

## PRAN-U CORNER PROFILES

### FEATURES

Aluminium profile for surface or suspension installation with special brackets and cables. It houses both IP20 and IP68 strips up to 18 mm in width. Equipped with a compartment to accommodate cables. Screens with different beam openings, spot, flood and asymmetrical available to replace the standard screen it is equipped with.

**CAN BE USED WITH LED STRIPS WITH MAXIMUM WIDTH:**  
18 mm

### INSTALLATION

Surface.  
Equipped with a compartment to pass cables through. This profile can be suspension mounted by using the steel slides and suspension cable kit that are available with a separate code. The slides can also act as blocks to join two adjacent profiles.

### MATERIAL

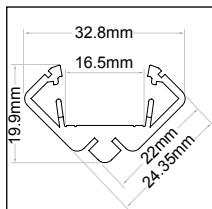
6063 Aluminium profile with a white PC screen.












### ACCESSORIES

Every 2 metre bar is complete with 1 set of end caps (with and without holes) and 1 set of mounting clips.

### PACKAGING


Supplied in packages of 5 bars, each one measuring 2 meters complete with screen and accessories. Spare accessories available with a separate code.



				
2000	32.8	20	5 / 5	<b>PRAN-U</b>
				
End caps for PRAN-U			1 / 1	<b>KTPRAN-U-EC</b>
End caps for PRAN-U.				
				
Accessories kit for PRAN-U			1 / 1	<b>KTPRAN-U-CL</b>
Includes 5 pairs of metal clips.				

Accessories  
**PRAN-U CORNER PROFILES**



		<b>ART.</b>
Accessories kit for PRAN-U	1 / 1	<b>KTPRAN-US</b>
Includes set of 1 sliding bracket for connecting 2 PRAN-U or for its suspension.		



	<b>L</b>		<b>ART.</b>
Adjustable steel cables	1500	1 / 1	<b>KTLP-SP ▼</b>
▼ To be discontinued.			



		<b>ART.</b>
Replacement lenses for Universal profiles 120°	5 / 5	<b>PRU-LENS</b>




		<b>ART.</b>
Optional SPOT lens	5 / 5	<b>PRULENS30</b>



		<b>ART.</b>
Optional FLOOD lens	5 / 5	<b>PRULENS60</b>



		<b>ART.</b>
Optional ASYMMETRICAL lens	5 / 5	<b>PRULENSASYM</b>

## DOT PROFILES: P010

### TPOLOGY

Decorative profile for surface mounting.  
The special uniform perforation over the entire profile surface creates a new and surprising light effect.  
Available in different colors to best fit interior design.

**CAN BE USED WITH LED STRIPS WITH MAXIMUM WIDTH:**  
12 mm

**MAXIMUM POWER:**  
12W/m

### INSTALLATION

The profile consists of a polycarbonate base fixed to the surface with the supplied double-sided tape and a decorative element that snaps onto the base. Cable outlet aligned with the profile.

### MATERIAL

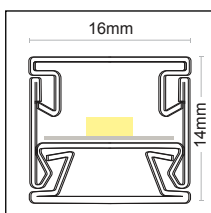

Profile in aluminum alloy 6060/6063, anodized 15/20 microns.

### ACCESSORIES








Accessories available with separate code: alloy end caps.

### PACKAGING

Kit packaging (code ends with "K"): minimum pack of 5 bars with two end caps.









### DOT PROFILES

		L	L1	H		ART.
NEW		3000	16	14	1 / 5	<b>P010-D-300K ●</b>
NEW		3000	16	14	1 / 5	<b>P010-D-300KW ●</b>
NEW		3000	16	14	1 / 5	<b>P010-D-300KB ●</b>
NEW		3000	16	14	1 / 5	<b>P010-D-300KC ●</b>
NEW		3000	16	14	1 / 5	<b>P010-D-300KG ●</b>

● On request.



				ART.
NEW		End cap kit for P010	1 / 1	<b>P010-D-EC ●</b>
NEW		End cap kit for P010	1 / 1	<b>P010-D-ECB ●</b>
NEW		End cap kit for P010	1 / 1	<b>P010-D-ECW ●</b>
NEW		End cap kit for P010	1 / 1	<b>P010-D-ECG ●</b>
NEW		End cap kit for P010	1 / 1	<b>P010-D-ECC ●</b>

Set of 2 endcaps.

● On request.



## PLASTER-IN PROFILES: P080

### TPOLOGY

Extruded aluminum profile for plasterboard recessed installation.  
Recessed support along the profile for perfect stability.

### CAN BE USED WITH LED STRIPS WITH MAXIMUM WIDTH:

14 mm

### MAXIMUM POWER:

15W/m

### INSTALLATION

Flush-mounted in plasterboard.  
Cable outlet aligned with the profile.

### MATERIAL

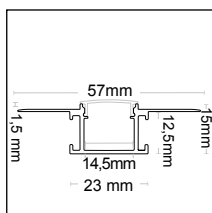

Profile in aluminum alloy 6060/6063, anodized 15/20 microns.  
Complete with opal polycarbonate lens.


### ACCESSORIES

Accessories available with separate code: alloy end caps and lens.  
This profile can mount the continuous lens code P08X-LO-20M.

### PACKAGING


Packaging of a single bar.  
Each 2-meter bar comes complete with opal lens.




<b>NEW</b>	<b>L</b>	<b>L1</b>	<b>H</b>		<b>ART.</b>
	2000	17	13	5 / 5	<b>P080-C-200 ●</b>

● On request.



<b>NEW</b>	End cap kit		<b>ART.</b>
	Includes 5 end caps without hole + 5 end caps with hole for the cable.	1 / 1	<b>P08X-C-EC ●</b>
	● On request.		



<b>NEW</b>	Transparent cover	<b>L</b>		<b>ART.</b>
		2000	5 / 5	<b>P08X-LT ●</b>
<b>NEW</b>	Opal cover for P08			
		2000	5 / 5	<b>P08X-C-LO ●</b>
	● On request.			

Accessories

PLASTER-IN PROFILES: P080



**NEW** Linear connector for P080

5 pcs set.

● On request.



1 / 1

ART.

**P080-MCL ●**



**NEW** L-shaped vertical connector for P080

5 pcs set.

● On request.



1 / 1

ART.

**P080-MC90V ●**



**NEW** L-shaped horizontal connector for P080

5 pcs set.

● On request.



1 / 1

ART.

**P080-MC90O ●**

## PLASTER-IN PROFILES: P081

### TPOLOGY

Recessed support along the profile for perfect stability.

**CAN BE USED WITH LED STRIPS WITH MAXIMUM WIDTH:**  
14 mm

**MAXIMUM POWER:**  
15W/m

### INSTALLATION

Flush-mounted in plasterboard.  
Cable outlet aligned with the profile.

### MATERIAL

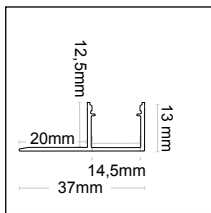

Profile in aluminum alloy 6060/6063, anodized 15/20 microns.  
Complete with opal polycarbonate lens.


### ACCESSORIES

Accessories available with separate code: alloy end caps and lens.  
This profile can mount the continuous lens code P08X-LO-20M.

### PACKAGING

Packaging of a single bar.  
Each 2-meter bar comes complete with opal lens.



	<b>L</b>	<b>L1</b>	<b>H</b>		<b>ART.</b>
<b>NEW</b>	2000	17	13	5 / 5	<b>P081-C-200 ●</b>

● On request.



<b>NEW</b>	End cap kit			<b>ART.</b>
			1 / 1	<b>P08X-C-EC ●</b>

Includes 5 end caps without hole + 5 end caps with hole for the cable.

● On request.



<b>NEW</b>	Transparent cover	<b>L</b>		<b>ART.</b>
		2000	5 / 5	<b>P08X-LT ●</b>
<b>NEW</b>	Opal cover for P08			<b>ART.</b>
		2000	5 / 5	<b>P08X-C-LO ●</b>

● On request.

## PLASTER-IN PROFILES: P082

**TPOLOGY**

Recessed support along the profile for perfect stability.

**CAN BE USED WITH LED STRIPS WITH MAXIMUM WIDTH:**

14 mm


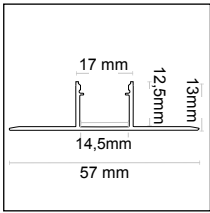
**MAXIMUM POWER:**






15W/m

**MATERIAL**

Profile in aluminum alloy 6060/6063, anodized 15/20 microns.


Complete with opal polycarbonate lens.



					
<b>NEW</b>	2000	17	13	5 / 5	<b>P082-C-200 ●</b>

● On request.



				
<b>NEW</b>	Transparent cover	2000	5 / 5	<b>P08X-LT ●</b>
<b>NEW</b>	Opal cover for P08	2000	5 / 5	<b>P08X-C-LO ●</b>

● On request.

## PLASTER-IN PROFILES: P083

### TPOLOGY


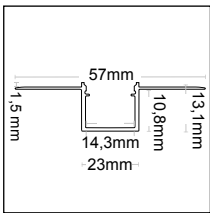
Recessed support along the profile for perfect stability.


**CAN BE USED WITH LED STRIPS WITH MAXIMUM WIDTH:**  
14 mm

**MAXIMUM POWER:**  
15W/m

### INSTALLATION

Profile in aluminum alloy 6060/6063, anodized 15/20 microns.  
Complete with opal polycarbonate lens.



	<b>L</b>	<b>L1</b>	<b>H</b>		<b>ART.</b>
<b>NEW</b>	2000	17	13	5 / 5	<b>P083-C-200 ●</b>

● On request.



					<b>ART.</b>
<b>NEW</b>	End cap kit			1 / 1	<b>P08X-C-EC ●</b>


Includes 5 end caps without hole + 5 end caps with hole for the cable.

● On request.



		<b>L</b>		<b>ART.</b>
<b>NEW</b>	Flexibile silicone opal cover L.20m	20000	1 / 1	<b>P083-C-LS-20M ●</b>

● On request.



Iglesia S. Ignacio de Loyola - Chile  
Lighting Designer: Arch. Myriam Loy Decebal-Cuza.  
Architect: Sergio Rueda  
Photo: Josefina Lastra

## LINEAR PROFILES: P070

### TYOLOGY

Linear suspended profile with possibility to insert a small linear driver (driver compartment 4x30h).

### CAN BE USED WITH LED STRIPS WITH MAXIMUM WIDTH:

37 mm

### MAXIMUM POWER:

38W/m

### INSTALLATION

Suspension installation.

### MATERIAL

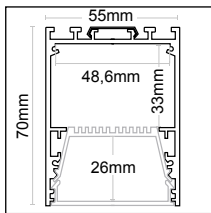

Profile in aluminum alloy 6060/6063, anodized 15/20 microns.







### ACCESSORIES

Accessories available with separate code: alloy end caps, lenses with different finishes, and linear or angular connection and reinforcement brackets, suspension kit.

### PACKAGING







Single profile codes: available as a single bar to be completed with lens and end caps.



		L	L1	H		ART.
NEW		2000	55	70	1 / 5	<b>P070-L-200 ●</b>
NEW		2000	55	70	1 / 5	<b>P070-L-200W ●</b>
NEW		2000	55	70	1 / 5	<b>P070-L-200B ●</b>
NEW		2000	55	70	1 / 5	<b>P070-L-200C ●</b>

● On request.



				ART.
NEW		End cap kit for P070-L	1 / 1	<b>P070-L-EC ●</b>
NEW		End cap kit for P070-L	1 / 1	<b>P070-L-ECW ●</b>
NEW		End cap kit for P070-L	1 / 1	<b>P070-L-ECB ●</b>
NEW		End cap kit for P070-L	1 / 1	<b>P070-L-ECC ●</b>

Set of 2 endcaps.

● On request.



		L		ART.
NEW	Opal cover for P055	2000	5 / 5	<b>P055-LO ●</b>
NEW	Microprismatic cover for P055-S	2000	5 / 5	<b>P055-LM ●</b>

● On request.

Accessories

LINEAR PROFILES: P070



**NEW** Bracket for P035S profile

● On request.



1 / 1



**P035-S-MB ●**



**NEW** Linear connector for P0X

5 pcs set.

● On request.



1 / 1



**P0X-MCL ●**



**NEW** Horizontal connector for P0X

● On request.



1 / 1



**P0X-MCO ●**



**NEW** Vertical connector for P0X

5 pcs set.

● On request.



1 / 1



**P0X-MCV ●**



**NEW** 1.5 m suspension cable kit for P055

● On request.



1 / 1



**P055-SP ●**




DRIVERS/  
CONTROLLERS




## DURASTRIP DRIVERS IP20

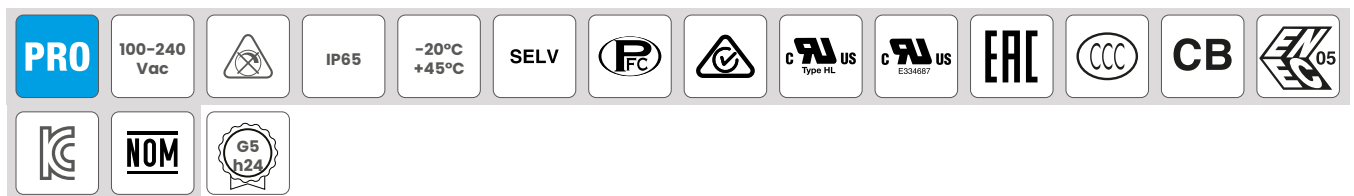


W	Volt IN	Volt OUT	PF	L	LI	H		ART.
50	110-260 Vac	24 Vdc	0,9	280	30	17	1 / 1	<b>SLD-50-24</b>
80	110-260 Vac	24 Vdc	0,9	320	30	17	1 / 1	<b>SLD-80-24</b>
150	110-260 Vac	24 Vdc	0,9	330	32	22	1 / 1	<b>SLD-150-24</b>

## DURASTRIP DRIVERS IP65 / IP67



W	Volt IN	Volt OUT	PF	L	LI	H		ART.
100	100-240 Vac	24 Vdc	0,9	140	63	32	1 / 1	<b>XLG-100-24-A</b>
120	100-240 Vac	24 Vdc	0,95	220	68	39	1 / 1	<b>HLG-120H-24</b>
150	100-240 Vac	24 Vdc	0,9	180	63	35,5	1 / 1	<b>XLG-150-24-A</b>
200	100-240 Vac	24 Vdc	0,9	199	63	35,5	1 / 1	<b>XLG-200-24-A</b>
240	100-240 Vac	24 Vdc	0,9	244	71	38	1 / 1	<b>ELG-240-24A-3Y</b>
320	100-240 Vac	24 Vdc	0,9	252	90	44	1 / 1	<b>HLG-320H-24</b>
600	100-240 Vac	24 Vdc	0,9	280	144	49	1 / 1	<b>HLG-600H-24A</b>



W	Volt IN	Volt OUT	PF	L	LI	H		ART.
320	100-240 Vac	48 Vdc	0,95	252	90	44	1 / 1	<b>HLG-320H-48A</b>

Constant voltage drivers  
DURASTRIP DRIVERS IP65 / IP67



<b>PRO</b>	200-240 Vac	50000 h	IP67	-25°C +35°C		
------------	-------------	---------	------	----------------	---	---

**W**

200

**Volt IN**

200-240 Vac

**Volt OUT**

24 Vdc

**PF**

0,9

**L**

238

**LI**

43

**H**

63



1/1


**ART.**

**ZK73200 ▼**

▼ To be discontinued.

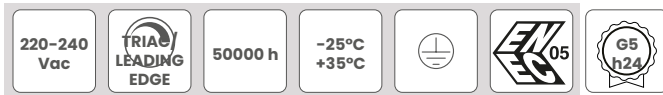
## DURASTRIP DRIVERS DALI




W	Volt IN	V 100-120	Volt OUT	PF	L	LI	H		ART.
96	200-260 Vac	70	24 Vdc	0,9	199	63	35.5	1/1	<b>ELG-100-24DA-3Y</b>
150	200-260 Vac	105	24 Vdc	0,9	219	63	35.5	1/1	<b>ELG-150-24DA-3Y</b>
200	200-260 Vac	150	24 Vdc	0,9	244	71	37.5	1/1	<b>ELG-200-24DA-3Y</b>
240	200-260 Vac	180	24 Vdc	0,9	244	71	37.5	1/1	<b>ELG-240-24DA-3Y</b>

Dimming curve expressed as a function of the load, i.e. inversely proportional to the percentage value of the power supply load. If the product is used at full load, the dimming curve is linear from 10 to 100%, if it is used at half load, the dimming possibility is halved, i.e. a dimming on the control side of 50% will produce a real load dimming of 25%. It is important to distribute the power evenly over the power supplies in the same area of the installation to achieve consistent dimming levels.

## DURASTRIP DRIVERS TRIAC/LEADING EDGE




W	Volt IN	Volt OUT	PF	L	LI	H		ART.
80	220-240 Vac	24 Vdc	0,9	200	70	42	1 / 1	<b>ZK7380-D ●</b>
90	220-240 Vac	24 Vdc	0,9	180	60	35	1 / 1	<b>ZK7390-D ●</b>

● On request.

## CONTROL INTERFACE



<b>PRO</b>	12-24 Vdc	IP20	-25°C +35°C	III	G5 h24
------------	-----------	------	----------------	-----	-----------

<b>Volt IN</b>	<b>Volt OUT</b>	<b>L</b>	<b>L1</b>	<b>H</b>		<b>ART.</b>
12-24 Vdc	12-24 Vdc	167	51	23	1 / 1	<b>ZKCDAFF</b>

2-channel controller.  
It can be used with all white light DURASTRIP.



<b>PRO</b>	12-24 Vdc	IP20	-25°C +35°C	III	G5 h24
------------	-----------	------	----------------	-----	-----------

<b>Volt IN</b>	<b>Volt OUT</b>	<b>L</b>	<b>L1</b>	<b>H</b>		<b>ART.</b>
12-24 Vdc	12-24 Vdc	168	51	23	1 / 1	<b>ZKC1-10</b>
12-24 Vdc	12-24 Vdc	168	51	23	1 / 1	<b>ZKC1-10FF</b>

1-channel controller.  
It can be used with all white light DURASTRIP.  
Max current 8A.

Control interfaces  
CONTROL INTERFACE




ZKCDMXWFF



ZKC1-10FF

**PRO** 12-24 Vdc IP20 -25°C +35°C III G5 h24

Volt IN	Volt OUT	L	L1	H		ART.
12-24 Vdc	12-24 Vdc	168	51	22	1/1	<b>ZKCDMXWFF</b>
12-24 Vdc	12-24 Vdc	168	51	22	1/1	<b>ZKCDMXW</b>

Can be used with DURASTRIP RGB + white (or 4 channels).  
Connection diagrams are available at site (in the product datasheet).  
ZKCDMXWFF: max current 4A / channel.  
ZKCDMXW: max current 5A / channel.




ZKREP-4CH



ZKREP-4CH-IP

**PRO** 12-36 Vdc -25°C +35°C III G5 h24

Volt IN	Volt OUT	L	L1	H		ART.
12-36 Vdc	24 Vdc	178	46	22	1/1	<b>ZKREP-4CH</b>
12-36 Vdc	24 Vdc	181	74	38	1/1	<b>ZKREP-4CH-IP</b>

It can be used with 4 channels white light DURASTRIP.  
Improved technology 4 KHZ.  
Max current 5A / channel.

## TOUCH DIMMERS – DMX



<b>PRO</b>	5 Vdc	-25°C +35°C	G4 h24
------------	-------	----------------	-----------

**Volt IN**

5 Vdc

**# DMX CH**

4

**# Zone**

4

**# Scene**

4

**L**

86

**LI**

86

**H**

10



1 / 1

**ART.**

**ZKTPC-DIM**

Each channel can have 256 levels of light variation and 4 favourite scenes can be saved.

"Memory" function: the last colour temperature chosen is recalled when the light is switched back on again; 3 scenes can be saved.



<b>PRO</b>	5 Vdc	-25°C +35°C	G3
------------	-------	----------------	----

**Volt IN**

5 Vdc

**# DMX CH**

8

**# Zone**

4

**# Scene**

3

**L**

86

**LI**

86

**H**

10



1 / 1

**ART.**

**ZKTPC-CTC**

Each channel can have 256 levels of light variation and 4 favourite scenes can be saved.

"Memory" function: the last colour temperature chosen is recalled when the light is switched back on again; 3 scenes can be saved.

DIMMER TOUCH - DMX  
TOUCH DIMMERS - DMX



**PRO** 5 Vdc -25°C +35°C G5 h24

Volt IN

5 Vdc

# DMX CH

16

# Zone

4

# Scene

4

L

146

L1

106

H

10



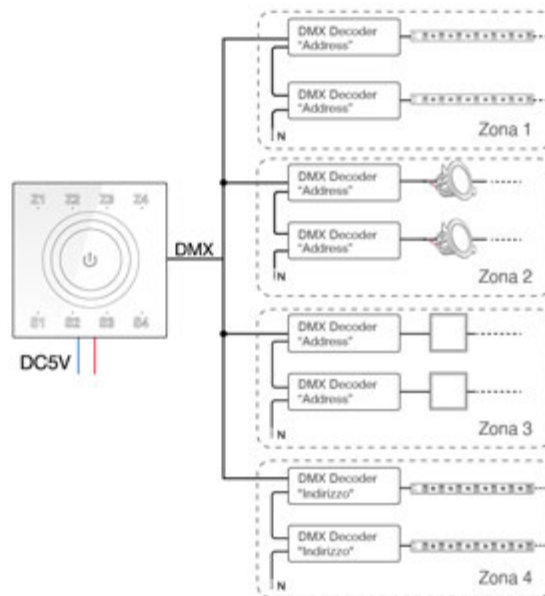
1 / 1

ART.

**ZKTPC-RGBW**

"Memory" function: the last colour level chosen is recalled when the light is switched back on; 4 favourite scenes can be saved. Simultaneous or synchronous control of the RGB colours and white, 36 setting modes.

DMX DIAGRAMM



## CASAMBI ACCESSORIES



Wireless unit with DALI interface

41

37

14

1 / 1

**1T5349 ●**

It generates a local DALI bus which makes it possible to connect a LED driver directly to a DALI interface. The module can only be used in a closed system and cannot be connected to an existing DALI network. The module is wireless controlled using a CASAMBI app for smartphones and tablets using Bluetooth 4.0 technology. The devices create an adaptive, secure and reliable wireless mesh network that can control a large number of fixtures in a simple and efficient way. One device can be used to control one appliance/strip only.

● On request.



CASAMBI WALL SWITCH XPRESS

1 / 1

**1T5350 ●**

Xpress is a wall mounted wireless user interface; it can be installed wherever the user chooses thanks to battery power with autonomy of 2-3 years providing direct access to all the most important CASAMBI system control functions. As well as switching the fixtures on and off, Xpress controls dimming, colour temperature change in fixtures equipped with this technology, and control of individual fixtures and lighting scene or sequence management.

● On request.

## Casambi accessories CASAMBI ACCESSORIES



CASAMBI EXTENDER IP20 V.2

130

22

30

1 / 1

**2T0131 ●**

Wireless control unit for LED driver with dimming DALI (or 1-10V) interface based on Casambi technology. It has a DALI2 output with the capacity to control up to 40 lighting fixtures.

With the addition of a further external BUS DALI power supply it is possible to control up to 64 fixtures.

IP20 Extender is preset to the DALI broadcast profile, meaning all the luminaires connected to it are dimmable at the same level.

In addition to the DALI broadcast other operating modes are available, such as:

- EXTENDER DALI 8CH
- EXTENDER DALI Tunable White
- EXTENDER 0/1-10V
- EXTENDER DALI 4CH
- EXTENDER DALI DT8 Tunable White

● On request.



CONTROL MODULE IP67

22.3

1 / 1

**1E3048 ●**

A IP67 Module for individual control of external devices equipped with DALI drivers.

The module needs to be positioned in order to receive radio signals.

The distance to the lighting fixtures can reach up to 50 m.

● On request.

Casambi accessories  
CASAMBI ACCESSORIES



CASAMBI EXTENDER IP67 V.2

1 / 1

**1E4369 ●**

Wireless control unit for LED driver with dimming DALI (or 1-10V) interface based on Casambi technology. It has a DALI2 output with the capacity to control up to 40 lighting fixtures.

With the addition of a further external BUS DALI power supply it is possible to control up to 64 fixtures.

IP67 Extender is preset to the DALI broadcast profile, meaning all the luminaires connected to it are dimmable at the same level. In addition to the DALI broadcast other operating modes are available, such as:

- EXTENDER DALI 8CH
- EXTENDER DALI Tunable White
- EXTENDER 0/1-10V
- EXTENDER DALI 4CH
- EXTENDER DALI DT8 Tunable White

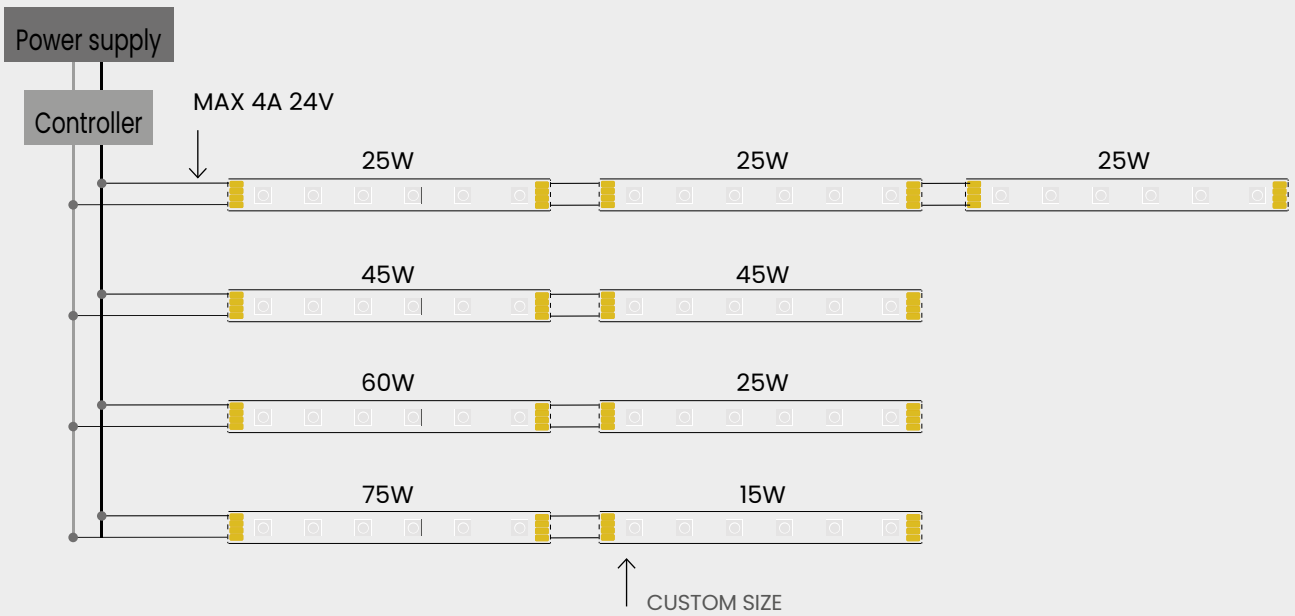

● On request.



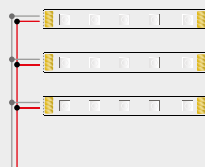
## MAXIMUM CONNECTION LOADS

**BASIC CONFIGURATION: POWER SUPPLY + DURASTRIP**

**CONFIGURATION WITH DIMMER: POWER SUPPLY + CONTROLLER + DURASTRIP**




For further details on other connection configurations see the connection diagrams on the following pages.



We recommend to use the power supplies for led sources indicated in the catalogue.

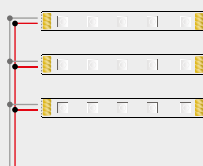
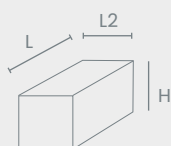
# CONNECTION DIAGRAM



## ELECTRICAL CONNECTION: connections in series or parallel

single reel power (W)	L (m)	connection	driver @24Vdc	note
<b>280</b>	50m		320W [48Vdc]	
<b>220</b>	20m		320W	
	40m		600W	
<b>210</b>	5m		320W	
<b>150</b>	5m		200W	
<b>120</b>	5m		150W	
	10m	Parallel	300 ÷ 320W	
	15m	Parallel	>400W	
<b>110</b>	5m	-	120 ÷ 150W	
	10m	Parallel	240W	
	15m	Parallel	>400W	
<b>100</b>	5m	Parallel	120W	
	10m	Parallel	240W	
	15m	Parallel	320W	
<b>75W</b>	5m	-	100W	
	10m	Parallel	200W	Each 5m must be installed in parallel
	20m	Parallel	320W	
<b>60W</b>	5m	-	100W	
	10m	Parallel	200W	Each 5m must be installed in parallel
	20m	Parallel	320W	
<b>40W/45W</b>	10m	Series	100W	
	15m	Parallel	200W	Each 10m must be installed in parallel
	35m	Series and Parallel	320W	
<b>25W</b>	15m	Series	100W	
	20m	Parallel	120 ÷ 150W	Each 15m must be installed in parallel
	60m	Series and Parallel	320W	

For further details on other connection configurations see the connection diagrams on the following pages.



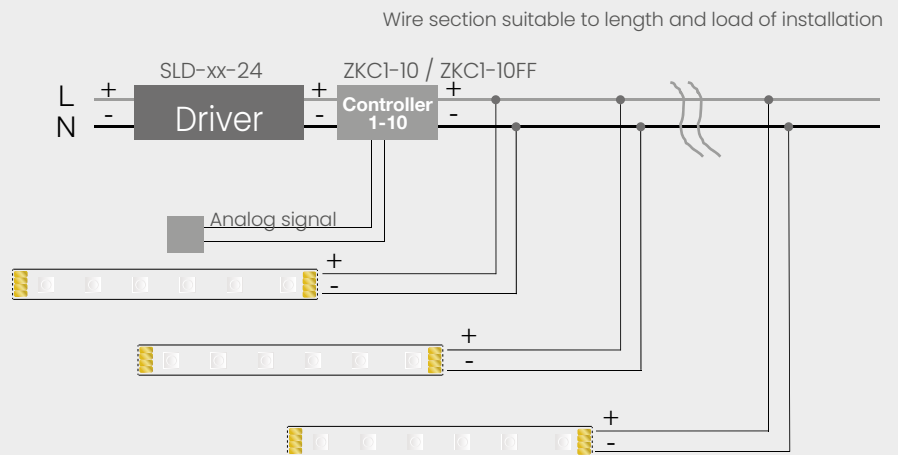
We recommend to use the power supplies for led sources indicated in the catalogue.



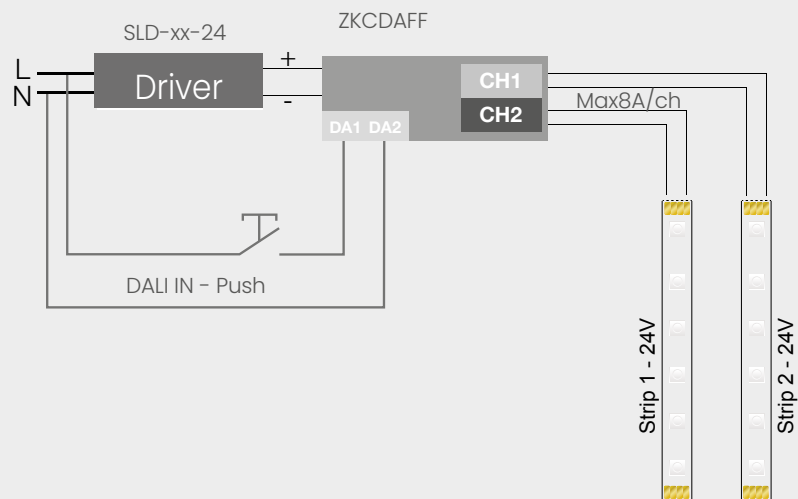
# DURASTRIP

## Durastrip wiring diagrams

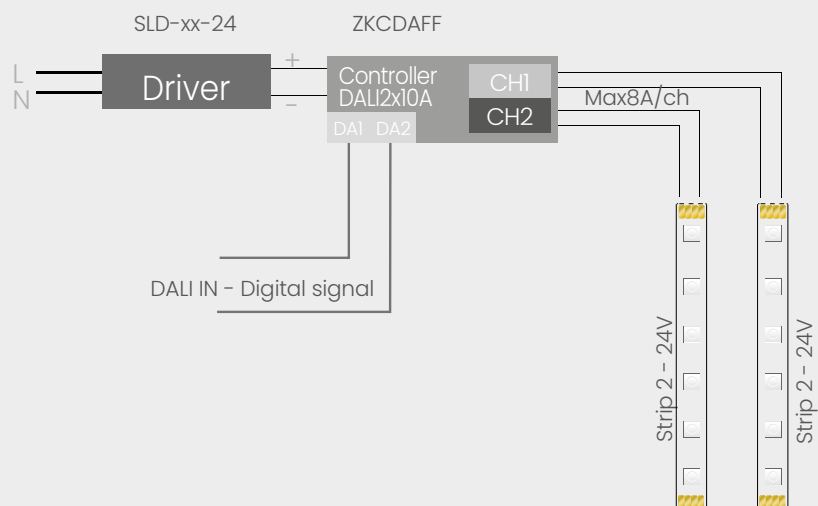
DURASTRIP  
CONTROLLERS:  
1-10V scheme



DURASTRIP  
CONTROLLERS:  
DALI scheme (Push)



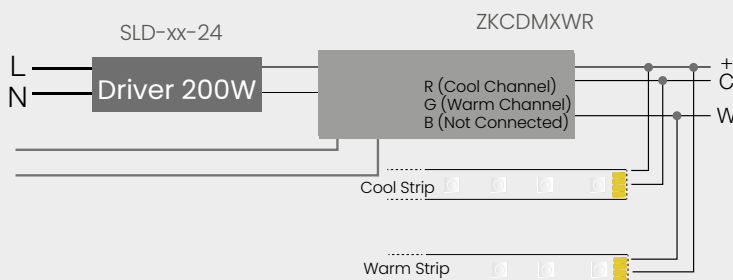
DURASTRIP  
CONTROLLERS:  
DALI Scheme



# DURASTRIP

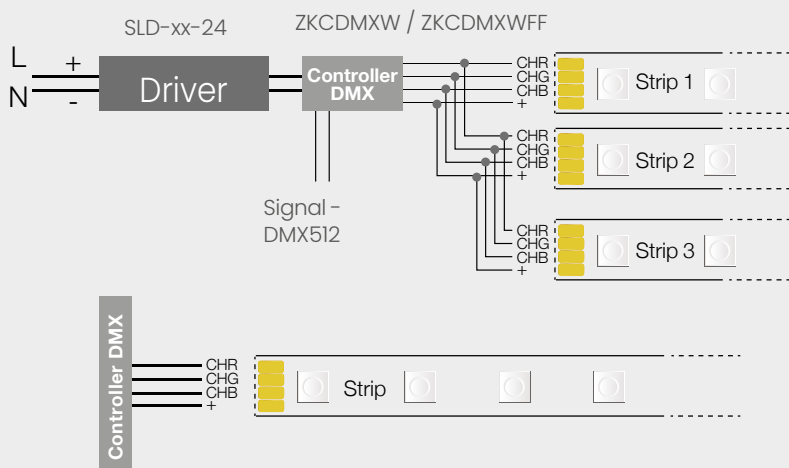
## Durastrip wiring diagrams

DURASTRIP  
CONTROLLERS:  
DMX wiring diagram  
in CCT system  
Tunable white

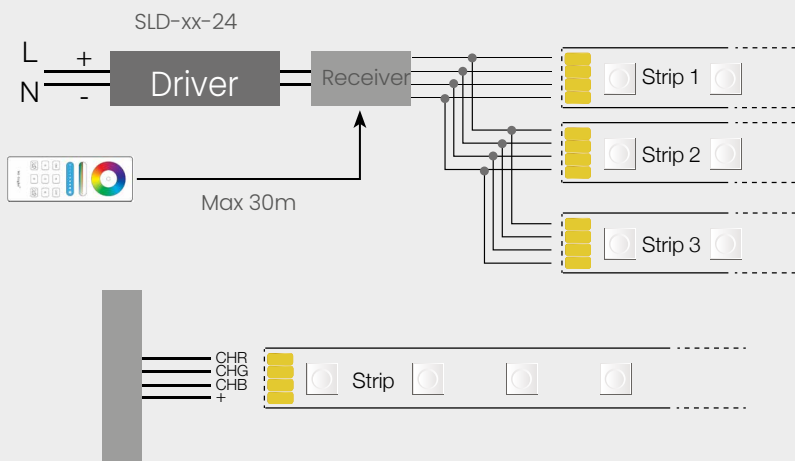


Example of of strip secondary unit

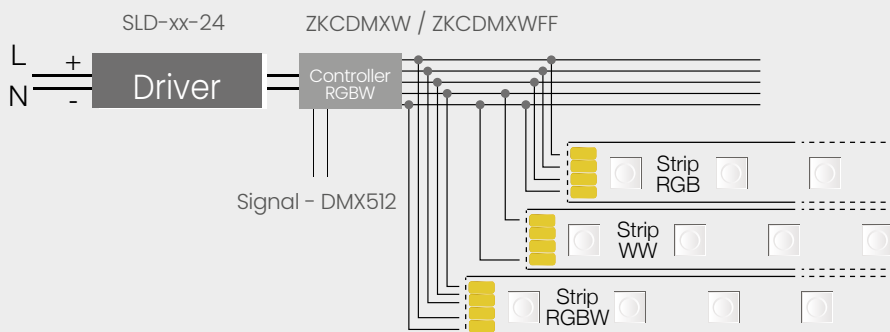
DURASTRIP  
CONTROLLERS:  
DMX wiring diagram  
in RGB system



DURASTRIP  
CONTROLLERS:  
Wi-Fi, Single strip, RGB,  
RGBW, CCT tunable  
white



DURASTRIP RGBW  
CONTROLLER RGB+W  
(Cod. ZKCDMXW)






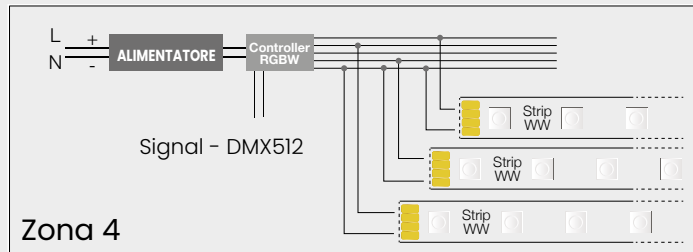
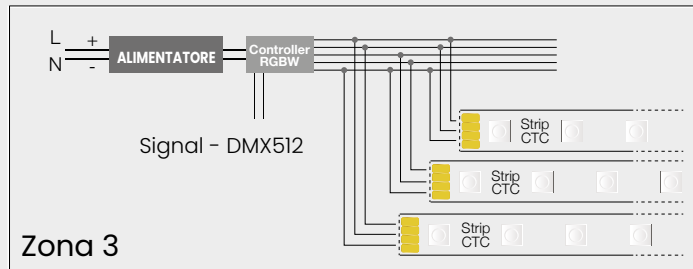
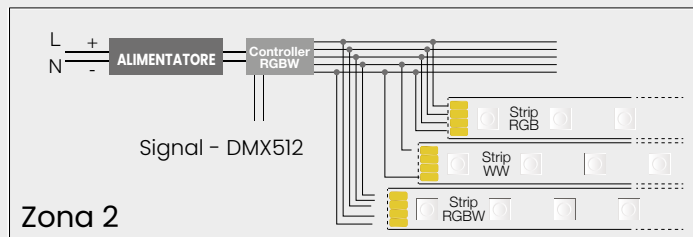
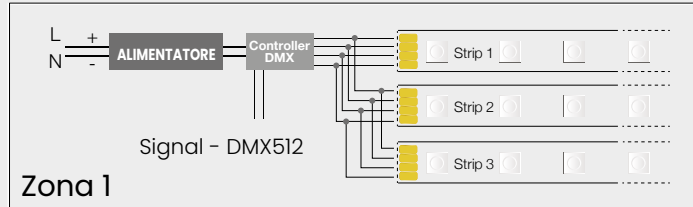
# DURASTRIP

## Durastrip wiring diagrams

DURASTRIP  
DIMMER TOUCH



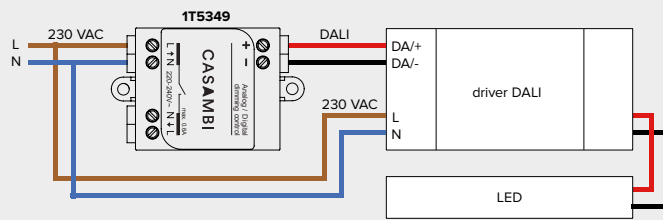
Max power indications for the use of **DURASTRIP** with the controllers.





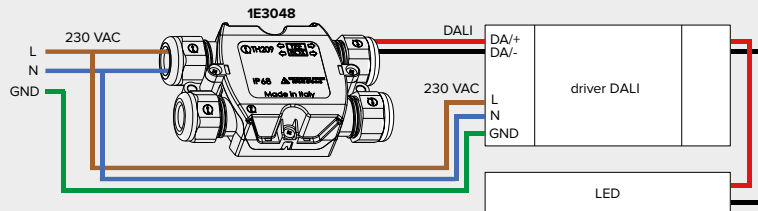
# CASAMBI wiring diagrams

Single DALI control IP20



1T5349

DALI single control IP67



1E3048








INFO TECH






## KEY

### ■ Led warranty specifications key - warranties on all led fixtures and led lamps:


	Up to 2 years (4000h/year)*	*4000h = 11h a day x 365 days. Without limitations on the duration of use for the first year, provided the observance of the installation conditions.
	Up to 3 years (4000h/year)*	*4000h = 11h a day x 365 days. Without limitations on the duration of use for the first year, provided the observance of the installation conditions.
	Up to 4 years (4000h/year)*	*4000h = 11h a day x 365 days. Without limitations on the duration of use for the first year, provided the observance of the installation conditions.
	Total Warranty 4 years (24h/24h)	h24, provides Total Warranty! The winning element for great projects.
	Total Warranty 5 years (24h/24h)	h24, Total Warranty up to 5 years use!

**The specific guarantee that each item enjoys is clearly indicated in the catalog and is subject to compliance to the limitations of use. For details, refer to [www.duralamp.com](http://www.duralamp.com) or contact the sales force.**

### ■ TABLE PAGES key

<b>W</b>	Rated watts for lamps or fixtures
<b>W/m</b>	Watts per metre
<b>V</b>	Lamp or fixture voltage
<b>lm</b>	Lumen: unit of measurement of the flux emitted by a lamp or fixture. In the case of DURALAMP'S fixtures it indicates the real emission of the fixture in stable conditions. This data is the same used in the photometrics for lighting calculations.
<b>lm/m</b>	Lumen per metre
<b>K</b>	K= Kelvin colour temperature indicated in Kelvin.
<b>COLOUR NM</b>	Colour in nanometres, unit of spatial measurement of wavelengths of visible/invisible radiation.
<b>PF</b>	Power Factor
	Beam opening
<b>Ø/L1/L2/L3</b>	Diameter and other dimensions expressed in mm except where otherwise indicated.
	Weight of single item article in grams (except where otherwise indicated)
	Packaging: the indication '10/10' means that the package consists of 10 pieces and the minimum order quantity is equal to the packaging. The indication '1/10' means that the purchase can also be a single unit, however, respecting the packaging quantity speeds up the processing of shipments and guarantees greater security of the goods. The list price always refers to the individual unit.

## KEY

 'Scaled' energy class, i.e. calculated according to EU Delegated Reg. 2019/2015 on energy labeling and applied as of September 1, 2021.  
The energy class calculation is only applicable to certain types of sources. By way of example and not exhaustive, those with x and y chromaticity coordinates within the range of whites; with luminous flux between 60 and 82000 lumens, etc... However, it does not apply to sources outside these ranges.



Class I Fixture- Fixture with protective earthing



Class II Fixture – Fixture with double insulation, no earthing required



Class III Fixture – Low voltage fixture, no earthing required



Can be used with a dimmer. A list of compatible dimmers is found in individual product files on the web site.



Not to be used with a dimmer.

### Ra>XX

Colour Rendering Index

### XX000h

Operating life in hours indicated as L70 or L50, always measured at 25° room temperature AT. The lifespan is modified substantially with a rise in temperature.



Driveways



Walkable

### LX0

Operating life of a LED fixture or lamp maintaining the indicated flux: L70= 70% flux; L50= 50% flux.

### IKXX

IK Code, International Protection Marking, classifies and rates the degree of protection for light fixtures against external mechanical impact.

K01 0,15 Joule	IK05 0,7 Joule	IK09 10,00 Joule
IK02 0,20 Joule	IK06 1,00 Joule	IK10 20,00 Joule
IK03 0,35 Joule	IK07 2,00 Joule	
IK04 0,5 Joule	IK08 5,00 Joule	

### IPXX

IP Code, International Protection Marking, classifies and rates the degree of protection for light fixtures against the intrusion of solid particles (first number) and water (second number).

- IP20 protected against solid objects up to Ø 12 mm.
- IP23 protected against solid objects up to Ø 12 mm and sprays of water.
- IP40 protected against solid objects over Ø 1 mm.
- IP43 protected against solid objects over Ø 1 mm and sprays of water.
- IP44 protected against solid objects over Ø 1 mm and splashed water.
- IP54 protected against dust and splashed water.
- IP55 protected against dust and low pressure jets of water.
- IP65 Totally protected against dust and low pressure jets of water.
- IP66 Totally protected against dust and strong jets of water.
- IP67 Totally protected against dust and temporary immersion.
- IP68 Totally protected against dust and immersion in water (with an indication of the permitted depth in metres).

### IP VI

IP rating of the internal housing side (VI) and Optic side IP rating (VO)

### IP VO

**All measurements are expressed in mm except where expressly indicated.**

### NB

Available on order: the message "Available on order" often appears in the catalogue. We've added it to offer our customers the broadest choice option. Careful though: if an article is available "on order", it means that it is not readily available in stock and only minimum quantities are available for purchase. We therefore recommend that you contact sales for further details.



## KEY



### CERTIFIED QUALITY

All Duralamp products are CE marked, ie they comply with all applicable European Directives. The UL mark is issued after certification of the product by third parties such as UL, an independent, non-governmental and non-profit organisation whose mission is to ensure that products conform to standards set by ANSI, the American National Standards Institute. UL certification is therefore a Quality and Safety mark and is required for products to be used in the United States and countries that make reference to the same standards.



The EAC mark is the Euroasian Conformity mark required for exporting products to the Customs Union of Russia, Belarus, Armenia, Kazakhstan, Kyrgyzstan. It is comparable to the CE mark and refers to the declaration of compliancy to the technical standards required by the Eurasian Customs Union.



Duralamp operates under ISO 9001, an international reference standard for quality management of all company processes.

## TECHNICAL ANALYSIS

### Im

#### FLUX AND EFFICIENCY

Luminous Flux and Efficiency represent the key information for the evaluation of the performance of a product. What do they represent exactly? Luminous flux represents the emission of the LED source, that is the total amount of light produced by the light source. Efficiency represents the ration between the emission and the power absorbed by the source, that is the total amount of emitted light divided per the energy consumed by the LED source. Nowadays there is not a sole way of publishing these data, each company on the market makes its own choice. This means that catalogues of different companies publish different kinds of information, ranging from the data declared by LED producers to values referable to the LED source in peculiar conditions, but also to values that take into account the "loss" due to reflectors, lenses, drivers and so on in general, the most reliable data is the value measured on the fixture in its effective usage conditions. In order to let our customers have a clearer idea of the declared data, Duralamp specifies for each LED fixe both its effective flux/efficiencvalues and the values directly referable to the source, as declared by the producer. The purpose of this methodic choice is to simplify the understanding of the data, and, consequently, to provide our customer the immediate possibility of comparison among Duralamp lighting fixtues and those by other brands. The rapid technical progress of LED sources results in continuous changes in terms of luminous flux and, consequently, efficacy. The information provided by the catalogue should therefore be referred to the date of publication - for regularly updated information please visit the site web.

### L70

#### LED LIFESPAN

LED lamps, unlike traditional lamps do not suddenly stop working but gradually decrease their initial flow unless there are defects or electric shocks. A LED lamp is considered to be no longer functioning it reaches 70% of their initial flow (L70). Life tests are performed following standard IES LM-80. The life span of LED lamps is strongly influenced by the lamps operating temperature once they are installed in fixtures. Duralamp fixtures are designed to have a very low LED operating temperature to ensure the lamps have a very long lifespan.

### L80 B10

According to the IEC / PAS 62717 standard, the useful life of a LED can be defined with an additional parameter, for example 50'000h L80B10, meaning the period of time (50'000h) in which 10% (B10) of the LED products of the same type has gradually fallen below 80% of the initial nominal flux.

### Tc

#### TEMPERATURE AND PERFORMANCE

The working temperature of a LED source has a significant effect on its useful life, maintenance of luminous flux and efficiency. Correct temperature management, i.e. thermal management of the power in use is a crucial factor in ensuring the performance and reliability of products.

The main characteristic to determine reliability of a product and consistency of performance is measuring the junction temperature (Tj), that can be measured indirectly as luminous flux and the useful life are linked to this parameter. Tj values between 60°C and 90°C allow you to have products with high reliability, performance and estimated lifespans that adhere to market demands.

Careful attention must be paid when reading the declared data given that LED manufacturers provide data on the flux at a temperature of Tj 25°C, a condition that is not physically possible for normal use where the LED source is turned on and tested in a fraction of a second and does not produce any heat. Duralamp products are measured and characterised for thermal stability to provide real data on everyday use for the catalogue and users. Well-designed fixtures that ensure proper dissipation also ensure constant flow, colour and spectrum parameters as well as reliability and durability in the declared lifespan.

# TECHNICAL ANALYSIS



## COLOUR CONSISTENCY

LED lamps have extensive production tolerances in relation to chromaticity. For years Duralamp has only used lamps with colour consistency that is measured using the MacAdam Ellipse system. This allows for absolute repeatability of the colour characteristics compared to the binning based system. LED lamps used by Duralamp are at least 3-steps of MacAdam (3SDCM).

## Ra

### COLOUR RENDERING INDEX CRI OR RA

The colour rendering index CRI indicates the ability of a light source to reveal colours faithfully. Lighting a coloured object with two sources with different CRI will reveal different colours depending on the source used. It is important not to confuse the CRI with data relating to the colour temperature of a source (expressed in K); two sources with the same colour temperature can have different colour rendering indexes. The CRI strongly influences the efficiency of a LED source and many times lighting designers have to choose between the quality and quantity of light.

The LED sources that are fitted in products in the Duralamp collection normally have a colour rendering index that reaches CRI 85.

In some case there are also sources with a high colour rendering index (CRI>95).

## TM30

New TM30 Standard - a more precise colour definition

It is evident that a single index is not sufficient to completely characterize the colour rendering of a source.

The TM-30 is the method by which we group together well-known evaluation systems, organized in a systematic way, with the introduction of two other different indexes, the Fidelity Index Rf (which indicates the fidelity of colour rendering) and the Gamut Index Rg (used to evaluate the increase or decrease in saturation), in turn accompanied by a form of graphic representation.

Furthermore the method evaluates the illuminant on 99 samples (CES) that reflect the colours of the leaves, flowers, skin tones, paintings, etc. so as to extend our ability to establish its specific rendering.

## UGR

### UGR

UGR (Unified Glare Rating) is a unified factor in the international field developed by the CIE (International Commission on Illumination) to evaluate direct discomfort glare due to the use of lighting products. In the European Standard relating to indoor workplaces UNI EN 12464-1, the UGR varies from a minimum value of 10 (no glare) to a maximum value of 30 (considerable glare). The lower the value the lower the glare. The UGR value needs to be calculated because it takes into account the size and characteristics of the environment, the background luminance (ceiling, wall, etc), the luminance of light fixtures and the position of the latter in relation to the observation point.

UGR classification applications

<13 imperceptible

≤16 perceptible technical drawings

≤19 perceptible reading, writing, schools, offices, working on a pc

≤22 perceptible industry and crafts

≤25 uncomfortable raw industrial jobs

≤28 uncomfortable railway tracks, warehouses

>28 intolerable



Fixtures with the "SAFE FLICKER" logo have parameters of PstLM=1 and SVM≤1, in compliance with regulations IEC TR 61547-1 and IEC TR 63158, to ensure a more comfortable and safe light.

### PstLM (Short-Term flicker)

Quantifies visible Flicker that is harmful to human health caused by the modulation of light in the frequency range between 0.3Hz and 80Hz.

**The recommended threshold is PstLM =1.**

Note – This value was determined based on a representative test group of people and identifies the average perception threshold of visible flicker.

### SVM (Stroboscopic Visibility Measure)

Quantifies stroboscopic effects that can occur in situations relating to objects in movement in the presence of modulation of light in the frequency range between 80Hz and 20KHz.

**SVM=1 represents the visibility threshold in a test group of people that quantifies the stroboscopic effect in defined laboratory conditions.**

Fixtures that do not bear the "SAFE FLICKER" logo on the other hand show the flicker value declared by the driver manufacturer which is not determined according to IEC criteria.

Constant renewal of drivers will bring about the introduction of new models in line with IEC requirements. For more details and/or specific needs please contact our technical department.



## TECHNICAL ANALYSIS

Flicker is defined as “the rapid variation of the intensity of a light source over time”; in particular that relating to the frequency range between 0-80Hz.

When fluctuations on the other hand belong to the interval between 80Hz-2KHz this are called “Stroboscopic effects” in which light fluctuation produces an incorrect perception of the movement of objects lit by the same source by a static observer.

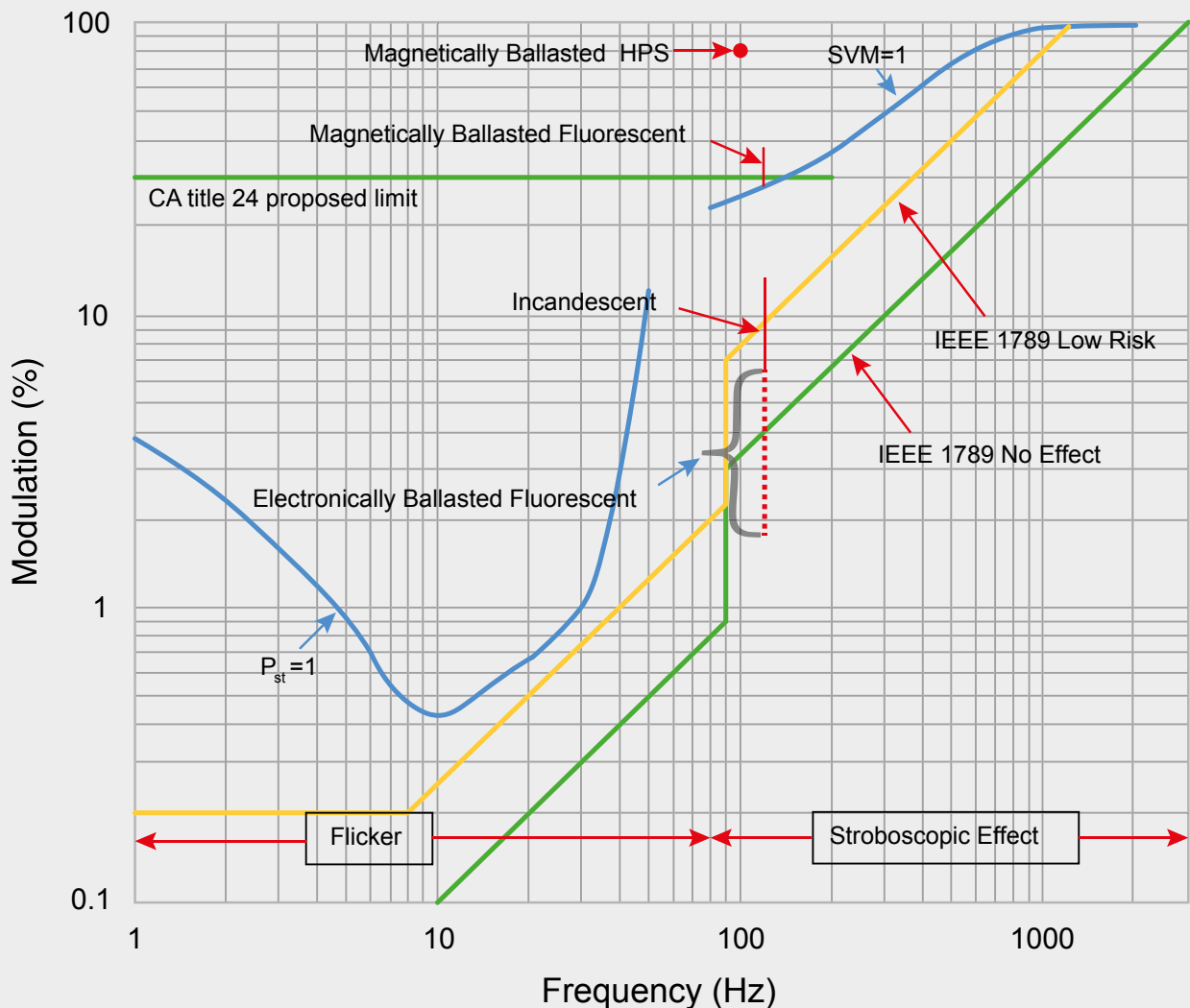
This phenomenon became increasingly important following the introduction of LED light sources for general lighting given the combination of the following aspects:

- LED sources are characterised by a high speed response to fluctuations in the power supply which translate into variations of the light emitted
- Unwanted residual fluctuations of the driving current of LED sources generated by the electronic power supplies used
- Modulation of the driving current of LED sources for example PWM (Pulse Width Modulation), necessary to adjust the emission level
- Any instability in the operation of dimmers connected externally to the LED source power supplies

This fluctuation in light intensity, according to the frequency, intensity, viewing angle, level of light in the environment, age of the observer and their sensitivity level, can be perceptible on a conscious and/or unconscious level and generate a series of side effects depending on the sensitivity level such as: headaches, visual fatigue, distraction etc.

In order to mitigate the risks on health in lighting contexts using LED sources, recommendations have been developed for the American market (see: IEEE Std 1789™-2015), and the European market with Technical Reports IEC TR 61547-1 and IEC TR 63158.

The graphic below summarises the limits provided for in the two different “regulations”, based on different evaluation mechanisms to establish when a fixture is “SAFE” for observers.



# PHOTOMETRICS KEY

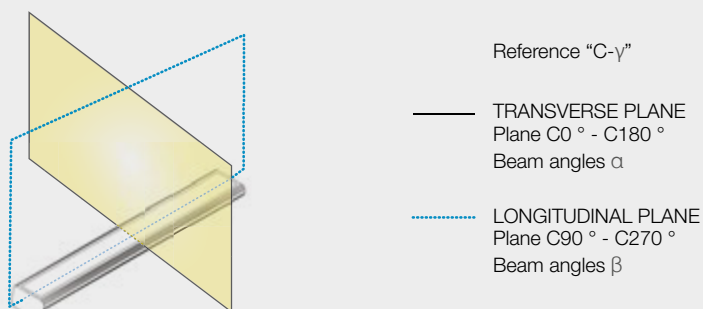
Photometric measurements were taken at the Duralamp Photometric Laboratory. These measurements are performed at a room temperature equal to  $25 \pm 1$  °C as required by UNI EN 13032-1 - Light and lighting - Measurement and presentation of photometric data of lamps and luminaires - Part 1.

The photometric values quoted are dependent on the optical system to which they relate, and from the light source used. In order to improve its production, the Company reserves the right to change these optical systems and consequently relative photometric data without notice.

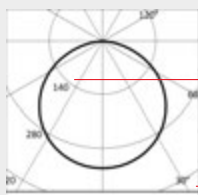
For ease of use, the photometric curve present within this catalogue is shown and explained below.

On the web site [www.duralamp.com](http://www.duralamp.com) the special section "INFO TECH /Eulumdat" provides all the photometric data in ldt. format that is also given on every product datasheet.

The photometric curves shown in this catalogue are compiled according to the "C- $\gamma$ " international reference system, where the C0-C180 plane is perpendicular to the fixtures and the C90-C270 plane is parallel to the fixtures, as depicted in the figure. For symmetrical and rotationally symmetric fixtures therefore, a single curve is used.



## POLAR DYAGRAM



LUMINOUS INTENSITY  
PHOTOMETRIC CURVE  
IMAX

4000K	KELVIN
Ra90	IRC/Ra
Fixture Power 24W	FIXTURE POWER
Source Flux 2250lm	LED FLUX
Fixture Flux 2250lm	FIXTURE FLUX
Efficacy 94lm/W	EFFICACY
Imax 746cd	IMAX

H(m)	D(m)	E <sub>max</sub> (lx)
	118°	
1	3.31	746
2	6.61	187
3	9.92	83
4	13.23	47
5	16.53	30

BEAM ANGLE  
DISTANCE FROM THE PLAN (m)  
Ø LUMINOUS CONE (m)  
MAX ILLUMINATION (lx)

01U302411EX-MB	55	03U352407INCB	47	07575RGBW	129	07U272422XOPE	99
01U302411EX-TB	61	03U352410INCB	47	07U18352424TW	123	07U272424EX-TB	81
01U302411IN-MB	51	03U402407INCB	47	07U183524INHC	123	07U272424IN-TB	77
01U302411IN-TB	57	03U402410INCB	47	07U222405IN	69	07U272424INPE	95
01U302414EX-MB	55	03U602407INCB	47	07U222405XO	73	07U27652424TW	123
01U302414EX-TB	61	03U602410INCB	47	07U222407INEN	107	07U276524INHC	123
01U302414IN-MB	51	05U272405EX	65	07U222410IN	69	07U27HVE12	199
01U302414IN-TB	57	05U272405IN	63	07U222410XO	73	07U27HVE12-D	201
01U302417IN-TB	57	05U272412EX	65	07U222411EXUEN	111	07U27HVU12-D	201
01U302419EX-MB	55	05U272412IN	63	07U222411INUEN	107	07U302405IN	69
01U302419IN-MB	51	05U272424EX	65	07U222412IN	69	07U302405INPE	95
01U302419IN-TB	57	05U272424IN	63	07U222412XO	73	07U302405XO	73
01U302421IN-TB	57	05U302405EX	65	07U222415IN	69	07U302405XOPE	99
01U302424IN-MB	51	05U302405IN	63	07U222415XO	73	07U302407INEN	107
01U302424IN-TB	57	05U302412EX	65	07U272405IN	69	07U302407INHE	87
01U402411EX-MB	55	05U302412IN	63	07U272405INPE	95	07U302407XOHE	91
01U402411EX-TB	61	05U302424EX	65	07U272405XO	73	07U302410IN	69
01U402411IN-MB	51	05U302424IN	63	07U272405XOPE	99	07U302410INPE	95
01U402411IN-TB	57	05U402405EX	65	07U272407INEN	107	07U302410XO	73
01U402414EX-MB	55	05U402405IN	63	07U272407INHE	87	07U302410XOPE	99
01U402414EX-TB	61	05U402412EX	65	07U272407XOHE	91	07U302411EXUEN	111
01U402414IN-MB	51	05U402412IN	63	07U272409IN-HL	113	07U302411INHE	87
01U402414IN-TB	57	05U402424EX	65	07U272410IN	69	07U302411INL2000	113
01U402417IN-TB	57	05U402424IN	63	07U272410INPE	95	07U302411INUEN	107
01U402419EX-MB	55	05U652405EX	65	07U272410XO	73	07U302411XOHE	91
01U402419IN-MB	51	05U652405IN	63	07U272410XOPE	99	07U302411XOL2000	117
01U402419IN-TB	57	05U652412EX	65	07U272411EXUEN	111	07U302412IN	69
01U402421IN-TB	57	05U652412IN	63	07U272411IN-HF	83	07U302412XO	73
01U402424IN-MB	51	05U652424EX	65	07U272411INHE	87	07U302414EX-TB	81
01U402424IN-TB	57	05U652424IN	63	07U272411INUEN	107	07U302414IN-TB	77
01U602411EX-MB	55	05UCE2414XO	133	07U272411XOHE	91	07U302414INHE	87
01U602411EX-TB	61	05URE2414XO	133	07U272412IN	69	07U302414XOHE	91
01U602411IN-MB	51	05UWE2414XO	133	07U272412XO	73	07U302415IN	69
01U602411IN-TB	57	05UYE2414XO	133	07U272414EX-TB	81	07U302415INPE	95
01U602414EX-MB	55	06272406INY3	49	07U272414EY-PW	103	07U302415XO	73
01U602414EX-TB	61	06272406INY5	49	07U272414IN-HF	83	07U302415XOPE	99
01U602414IN-MB	51	06272410INYH	49	07U272414IN-TB	77	07U302419EX-TB	81
01U602414IN-TB	57	06272412INYS	49	07U272414INHE	87	07U302419IN-TB	77
01U602417IN-TB	57	06272414INYH	49	07U272414XOHE	91	07U302421INHE	87
01U602419EX-MB	55	06272415INWF	49	07U272414XY-PW	103	07U302421XOHE	91
01U602419IN-MB	51	06272420INWH	49	07U272415IN	69	07U302422XOPE	99
01U602419IN-TB	57	06402406INY3	49	07U272415INPE	95	07U302424EX-TB	81
01U602421IN-TB	57	06402406INY5	49	07U272415XO	73	07U302424IN-TB	77
01U602424IN-MB	51	06402410INYH	49	07U272415XOPE	99	07U302424INPE	95
01U602424IN-TB	57	06402412INYS	49	07U272419EX-TB	81	07U304806INL5000	119
03U272407INCB	47	06402414INYH	49	07U272419IN-TB	77	07U304806XOL5000	121
03U272410INCB	47	06402415INWF	49	07U272421IN-HS	83	07U30HVE12	199
03U302407INCB	47	06402420INWH	49	07U272421INHE	87	07U30HVE12-D	201
03U302410INCB	47	07375RGBW	131	07U272421XOHE	91	07U30HVU12-D	201

07U352405IN	69	07U402410XO	73	07U602411IN-HF	83	1E3048	274
07U352405INPE	95	07U402410XOPE	99	07U602411INHE	87	1E4369	275
07U352405XO	73	07U402411EXUEN	111	07U602411INUEN	107	1T5349	273
07U352405XOPE	99	07U402411IN-HF	83	07U602411XOHE	91	1T5350	273
07U352407INEN	107	07U402411INHE	87	07U602412IN	69	20UT240930-AN	155
07U352407INHE	87	07U402411INL2000	113	07U602412XO	73	20UT240940-AN	155
07U352407XOHE	91	07U402411INUEN	107	07U602414EX-TB	81	20UT241230-AB	151
07U352409IN-HL	113	07U402411XOHE	91	07U602414IN-HF	83	20UT241240-AB	151
07U352410IN	69	07U402411XOL2000	117	07U602414IN-TB	77	20UT241240-AW	151
07U352410INPE	95	07U402412IN	69	07U602414INHE	87	21UM241427-GB	179
07U352410XO	73	07U402412XO	73	07U602414XOHE	91	21UM241427-HCB	183
07U352410XOPE	99	07U402414EX-TB	81	07U602415IN	69	21UM241430-GB	179
07U352411EXUEN	111	07U402414EY-PW	103	07U602415INPE	95	21UM241430-HCB	183
07U352411IN-HF	83	07U402414IN-HF	83	07U602415XO	73	21UM241435-GB	179
07U352411INHE	87	07U402414IN-TB	77	07U602415XOPE	99	21UM241435-HCB	183
07U352411INUEN	107	07U402414INHE	87	07U602419EX-TB	81	21UT240830B	171
07U352411XOHE	91	07U402414XOHE	91	07U602419IN-TB	77	21UT240840B	171
07U352412IN	69	07U402414XY-PW	103	07U602421IN-HS	83	21UT2414RGBW	175
07U352412XO	73	07U402415IN	69	07U602421INHE	87	22U242427-A10	187
07U352414EX-TB	81	07U402415INPE	95	07U602421XOHE	91	22U242427-AA	187
07U352414IN-HF	83	07U402415XO	73	07U602422XOPE	99	22U242430-A30B	187
07U352414IN-TB	77	07U402415XOPE	99	07U602424EX-TB	81	22U242430-AG	187
07U352414INHE	87	07U402419EX-TB	81	07U602424IN-TB	77	22U2424RW-A30B	187
07U352414XOHE	91	07U402419IN-TB	77	07U602424INPE	95	22U2424RW-AG	187
07U352415IN	69	07U402421IN-HS	83	07U60HVE12-D	201	23UV240930-DU	159
07U352415INPE	95	07U402421INHE	87	07U60HVU12-D	201	23UV240940-DU	159
07U352415XO	73	07U402421XOHE	91	07UHRD2415IN	105	2T0131	274
07U352415XOPE	99	07U402422XOPE	99	07UHVVU1830K	205	ELG-100-24DA-3Y	267
07U352419EX-TB	81	07U402424EX-TB	81	07UHVVU2750K	205	ELG-150-24DA-3Y	267
07U352419IN-TB	77	07U402424IN-TB	77	07URGB2410EX-SB	127	ELG-200-24DA-3Y	267
07U352421IN-HS	83	07U402424INPE	95	07URGB2410IN-SB	125	ELG-240-24A-3Y	265
07U352421INHE	87	07U404806INL5000	119	12UM240927	143	ELG-240-24DA-3Y	267
07U352421XOHE	91	07U404806XOL5000	121	12UM240930	143	HLG-120H-24	265
07U352422XOPE	99	07U40HVE12	199	12UM240940	143	HLG-320H-24	265
07U352424EX-TB	81	07U40HVE12-D	201	12UM241427	143	HLG-320H-48A	265
07U352424IN-TB	77	07U40HVU12-D	201	12UM241430	143	HLG-600H-24A	265
07U352424INPE	95	07U602405IN	69	12UM241435	143	KT05EX-2FMC	51
07U35HVE12-D	201	07U602405INPE	95	12UM241440	143	KT05EX-3FMC	51
07U35HVU12-D	201	07U602405XO	73	12UM241465	143	KT05EX-CK	51
07U402405IN	69	07U602405XOPE	99	15UV241430-U10	167	KT05EX-FC	51
07U402405INPE	95	07U602407INEN	107	15UV241440-U10	167	KT05EX-FMC	51
07U402405XO	73	07U602407INHE	87	19UT240830-U8	163	KT05IN-CON	47
07U402405XOPE	99	07U602407XOHE	91	19UT240840-U8	163	KT05IN-CON-HP	47
07U402407INEN	107	07U602409IN-HL	113	19UT240930-U6	147	KT05IN-JUN	47
07U402407INHE	87	07U602410IN	69	19UT240940-U6	147	KT05IN-JUN-HP	47
07U402407XOHE	91	07U602410INPE	95	19UV240930-U3	147	KT06-1008	49
07U402409IN-HL	113	07U602410XO	73	19UV240930-U6	147	KT06-1010	49
07U402410IN	69	07U602410XOPE	99	19UV240940-U3	147	KT06-1108	49
07U402410INPE	95	07U602411EXUEN	111	19UV240940-U6	147	KT06-1110	49

KT06-1208	49	KT21UML3	179	P010-D-300KG	252	P02X-LO-20M	217
KT06-1210	49	KT21UMP1	175	P010-D-300KW	252	P02X-LT	217
KT06-L08	49	KT21UMS1	171	P010-D-EC	252	P035-LF	225
KT06-L10	49	KT21UTBL1	171	P010-D-ECB	252	P035-LM	225
KT12UL1	143	KT21UTBL2	171	P010-D-ECC	252	P035-LO	225
KT12UL2	143	KT21UTBL3	171	P010-D-ECG	252	P035-LT	225
KT12UL3	143	KT21UTRGL1	175	P010-D-ECW	252	P035-R-200	238
KT12UMFP2	144	KT21UTRGL2	175	P013-F-200	218	P035-R-200B	238
KT12UMS1	143	KT21UTRGL3	175	P013-F-CL	218	P035-R-200K	238
KT12UTC1	144	KT22UBL1	188	P013-F-CV2	218	P035-R-200W	238
KT12UTP1	144	KT22UBL3	188	P013-F-EC	218	P035-R-EC	238
KT15UVC1	167	KT22UC1	188	P022-S-200	216	P035-R-ECB	238
KT15UVFP2	168	KT22UOB	189	P022-S-200B	216	P035-R-ECW	238
KT15UVL1	167	KT22UP1	189	P022-S-200K	216	P035-R-FS	239
KT15UVL2	167	KT22UP2	189	P022-S-200W	216	P035-S-200	224
KT15UVL3	167	KT22URGBWBL1	188	P022-S-EC	216	P035-S-200B	224
KT15UVP1	168	KT22URGBWBL3	188	P023-R-200	234	P035-S-200C	224
KT15UVS1	167	KT22URGBWWL1	188	P023-R-200B	234	P035-S-200K	224
KT19UT-U6L1	147	KT22URGBWWL3	188	P023-R-200K	234	P035-S-200W	224
KT19UT-U6P1	148	KT22UWL1	188	P023-R-200W	234	P035-S-EC	225
KT19UT-U8C1	163	KT22UWL3	188	P023-R-EC	234	P035-S-ECB	225
KT19UT-U8L1	163	KT23UV-DUL2	159	P024-A-200	244	P035-S-ECC	225
KT19UT-U8L2	163	KT23UV-DUP1	159	P024-A-200B	244	P035-S-ECW	225
KT19UT-U8L3	163	KT2PA	69	P024-A-200K	244	P035-S-MB	225
KT19UT-U8P1	163	KT68PA	52	P024-A-200W	244	P035-SP	225
KT19UV-U3L1	147	KT7500	47	P024-A-CL	245	P055-200-KIT	240
KT19UV-U6L1	147	KTEY-PWL1	103	P024-A-EC	244	P055-LM	227
KT20UT-ANC1	155	KTHV1-CL	205	P025-A-EC	214	P055-LO	227
KT20UT-ANL1	155	KTHVCL	199	P025-A-MC	214	P055-R-200	240
KT20UT-ANL3	155	KTLP-SP	251	P025-S-200	214	P055-R-200W	240
KT20UT-ANL3D	155	KTORDEV-U	220	P025-S-200B	214	P055-R-EC	240
KT20UT-ANP1	155	KTPRAN-UCL	250	P025-S-200K	214	P055-R-ECW	240
KT20UT-ANS1	155	KTPRAN-UEC	250	P025-S-200W	214	P055-R-FS	241
KT20UT-ANTP	155	KTPRAN-US	251	P026-R-200	228	P055-S-200	226
KT20UTBL1	151	KTPRAN20	246	P026-R-200B	228	P055-S-200-KIT	226
KT20UTBL1D	151	KTPRAN68	246	P026-R-200K	228	P055-S-200B	226
KT20UTBL3	151	KTPRAP-UEC	220	P026-R-200W	228	P055-S-200C	226
KT20UTBL3D	152	KTPRAP20	212	P026-R-EC	228	P055-S-200W	226
KT20UTWL1	151	KTPRAP68	212	P027-A-200	248	P055-S-EC	226
KT20UTWL1D	151	KTPRIN-UEC	232	P027-A-200B	248	P055-S-ECB	226
KT20UTWL3	151	KTPRIN20	236	P027-A-200K	248	P055-S-ECC	226
KT20UTWL3D	152	KTPRIN68	236	P027-A-200W	248	P055-S-ECW	226
KT21UMBC1	171	KTPRU-CL	221	P027-A-EC	248	P055-S-MB	227
KT21UMBFP2	171	KTXY-PWL1	103	P027-A-MC	249	P055-SP	261
KT21UMBFP1	171	OR-DEV	212	P028-G-200K	230	P068-EC	222
KT21UMC1	175	OR-DEVKT68	213	P028-G-300K	230	P068-I-200K	222
KT21UMFP2	176	P010-D-300K	252	P028-G-EC	230	P070-L-200	260
KT21UML1	179	P010-D-300KB	252	P02X-CL	217	P070-L-200B	260
KT21UML2	179	P010-D-300KC	252	P02X-LO	217	P070-L-200C	260

P070-L-200W	260	ZKC1-10FF	269
P070-L-EC	260	ZKCDAFF	269
P070-L-ECB	260	ZKCDMX-HV	199
P070-L-ECC	260	ZKCDMXW	270
P070-L-ECW	260	ZKCDMXWFF	270
P080-C-200	254	ZKREP-4CH	270
P080-MC900	255	ZKREP-4CH-IP	270
P080-MC90V	255	ZKTPC-CTC	271
P080-MCL	255	ZKTPC-DIM	271
P081-C-200	256	ZKTPC-RGBW	272
P082-C-200	257		
P083-C-200	258		
P083-C-LS-20M	258		
P08X-C-EC	254		
P08X-C-LO	254		
P08X-LT	254		
P090-C-200K	242		
P090-C-L	243		
P090-C-LO	242		
P090-C-LO-100M	243		
P090-C-LO-20M	243		
P090-C-T	243		
P090-C-X	243		
P0X-MCL	225		
P0X-MCO	225		
P0X-MCV	225		
PRAN-U	250		
PRAN20-2MK	246		
PRAN68-2MK	246		
PRAP-U	220		
PRAP20-2MK	212		
PRAP68-2MK	212		
PRIN-U	232		
PRIN20-2MK	236		
PRIN68-2MK	236		
PRU-LENS	221		
PRULENS30	221		
PRULENS60	221		
PRULENSASYM	221		
SLD-150-24	264		
SLD-50-24	264		
SLD-80-24	264		
XLG-100-24-A	265		
XLG-150-24-A	265		
XLG-200-24-A	265		
ZK73200	266		
ZK7380-D	268		
ZK7390-D	268		
ZKC1-10	269		

# General sales conditions

## 1. Applicability

1.1 These general conditions (hereafter the "Conditions") constitute an integral and essential part of the contract of sale between the Parties. The Conditions shall regulate all legal relationships between Dura Lamp Srl (hereafter "Dura Lamp") and the purchaser (hereafter the "Purchaser") where the said relationships are not disciplined by the applicable terms of the Italian Civil Code (C.C.). The nullity of any of the terms of these Conditions shall not prejudice the validity of the remaining Conditions or the Contract.

1.2 Any changes to these Conditions shall be agreed between the Parties in writing, with the exception of the provisions set down in article 1341 of the Italian C.C..

## 2. Sales

2.1 Sale requests for the products (hereafter the "Products") shall be accepted "subject to the seller's approval" and shall be considered to be irrevocable in accordance with and as an effect of articles 1523-1526 of the Italian C.C. for a period of 1 (one) month from the date of the order requesting execution without prior acknowledgement, pursuant to and as an effect of article 1327 of the C.C. from the date on which the order is received by Dura Lamp.

2.2 The Products detailed in the individual orders and the relevant accessories shall be supplied to the Purchaser by Dura Lamp with "Retention of Title" pursuant to and as an effect of articles 1523-1526 of the Italian C.C. In this case, the transfer of ownership of the Products to the Purchaser shall take place exclusively upon the full payment of the price agreed, whilst any risks shall be the responsibility of the Purchaser from the moment of delivery of the Products.

2.3 Whilst confirming the terms stated above, the Parties hereby agree that should the Products and relevant accessories be destroyed for causes not attributable to Dura Lamp, the Purchaser shall not be released from the obligation to pay for the same, even where the Products have not yet been delivered.

## 3. Prices

3.1 The prices detailed on the price list shall be applied to Product sales orders. The aforementioned prices shall be unit prices per single item, except where stated otherwise for certain Products. The Parties shall have the right to agree, in writing, any derogations and/or special conditions of sale.

3.2 Moreover, the Parties hereby agree that the following conditions shall be applied:

- (I) Minimum order: € 400 (four hundred) for Italy - € 1.000 (one thousand) for other countries;
- (II) Delivery free to destination in Italy for orders of € 400 (four hundred) for Italy or more;
- (III) Ex-Works deliveries for other countries.

3.3 The prices given above do not include VAT and installation costs.

3.4 The prices provided in this catalogue shall be valid until a new price list is published.

## 4. Currency

All prices are given in Euros (exclusive of VAT). Invoices shall be drawn up in Euros.

## 5. Special requests

Products can be supplied to the Purchaser in non-standard colours and with special features. The relevant price, minimum quantities per order, methods and timing of deliveries shall be agreed in each individual case, in relation to the reference order.

## 6. Transport

6.1 Dura Lamp shall not be liable for any damage and/or losses which may occur during the transportation of the Products, unless the Products are delivered free at destination.

6.2 Dura Lamp shall have the right to establish the method of transportation to be used for the Products, unless the Parties have previously established a method of transport in writing.

6.3 Upon delivery, the Purchaser shall undertake to verify the condition of the products and shall make any complaints directly to the carrier and/or conduct any actions necessary in the event of loss, misplacement, removal or damage, or delays in transportation and/or the methods of delivery of the Products.

## 7. Complaints

7.1 In the event that the Products are found to have any faults and/or defects, the Purchaser shall undertake to notify Dura Lamp of the same in writing, by means of a registered letter, no later than 8 (eight) days following the discovery of the said faults and/or defects, at the risk of invalidating the obligations of the guarantee provided by Dura Lamp. In this case, the faulty Products, which should be reported within the terms established, should be returned to Dura Lamp, once the Purchaser has received specific permission to do so in writing.

7.2 In the event that the Purchaser's complaints are held to be valid, Dura Lamp, at its complete discretion, may make the necessary repairs and/or replace the Products, excluding the attribution of any further charges, obligations, indemnification or compensation to the same. The Products in question should be returned to the Dura Lamp Srl plant in Via Pratese 164, 50145, Firenze, Italy. In the event that, following an inspection by Dura Lamp, the Products returned by the Purchaser are not found to be faulty and/or defective, Dura Lamp shall return the Products to the Purchaser, charging the same an amount equal to 15% (fifteen percent) of the value of the said Products.

## 8. Delivery

8.1 The Parties hereby agree that the terms established for the delivery of the Products shall not be considered absolute or essential and that, in any case, each item shall be exclusively in favor of Dura Lamp, unless otherwise agreed in writing between the Parties.

8.2 In the event of delayed delivery, once 15 (fifteen) days have passed since the agreed date, the Purchaser may send Dura Lamp written warning to complete the delivery within a further term of no more than 15 (fifteen) days from receipt of the same. In the event that Dura Lamp has not completed the delivery within this further term the Purchaser may withdraw from the order with regard to the Products that have not yet been delivered. In this case the Purchaser shall only be obliged to pay Dura Lamp for the Products actually delivered, excluding the payment of any further indemnification and/or compensation to the Purchaser.

8.3 Dura Lamp shall not be responsible for any other breaches, including the failure to deliver or delayed delivery of the Products, caused by events outside its reasonable control such as, purely by way of an example and not limited to the same: the failure to deliver or delayed delivery of manufacturing materials by Dura Lamp's suppliers, equipment breakdowns, strikes and other trade union action, electricity blackouts, suspension of or difficulties with transportation.

## 9. Payment

9.1 The price due shall be paid by the Purchaser according to the conditions and modalities set down in the order and, in any case, by means of payments made exclusively to "DURA LAMP Srl".

9.2 Dura Lamp shall only recognize the validity of the payments when the same are made in compliance with the provisions of article 9.1 above. This means that amounts paid using any other method shall not be considered to be a payment in discharge of the Purchaser's obligations. The eventual acceptance by Dura Lamp of a bank draft or other trade bill shall only occur with the application of the proviso "under usual reserve".

9.3 In the event of delayed payment with respect to the terms agreed, the Parties hereby agree that bank interest shall be due to Dura Lamp at the current PRIME RATE increased by 3 points. Interest shall be applied as of right, with no obligation for Dura Lamp to send the Purchaser a formal notice to pay.

9.4 Moreover, in the event of a delay in payment of more than 15 (fifteen) days, Dura Lamp shall have the right to terminate the order as of right pursuant to article 1456 C.C., sending written notification of the same, barring compensation for any damage.

9.5 In the event that the Parties have agreed upon a method of payment by instalments for the Products, the failure to pay several instalments or just one instalment exceeding one eighth of the overall price of the Products, shall result in the loss of the Purchaser's right to pay in instalments and shall give Dura Lamp the right to request the remaining balance of the price or, alternatively, at its own discretion, to terminate the contract with immediate return of the Products and the acquisition of the instalments paid, as indemnification, barring the right to compensation for any damage sustained.

## 10. Guarantee

10.1 The Products provided by Dura Lamp shall be guaranteed for a period of 12 (twelve) months from the date of delivery against any manufacturing or material defects and/or faults and against any breakdowns not attributable to the Purchaser. Dura Lamp's only obligation and the Purchaser's right with regard to claims related to the guarantee shall be limited, as decided by Dura Lamp, to the replacement or repair of the defective or non-compliant product or the reimbursement of the price for the purchase of another product. Dura Lamp shall be granted a reasonable amount of time to repair or replace the product, or to make the previously authorized reimbursement. Any defective or non-compliant Products shall become the property of Dura Lamp as soon as they have been replaced or reimbursed.

10.2 The guarantee shall exclude any failures due to circumstances beyond the control of Dura Lamp (lightning, flooding, etc.), as well as any damage caused by the improper use of the Products and/or relevant accessories. Notwithstanding the above, Dura Lamp shall not be bound by the guarantee if the contested defects or non-compliances have occurred as a result of submitting the Products to resistance or environmental tests, the incorrect use of the same, or in the event that the use of or conditions of use of the Products is different from that indicated in the instructions and technical information, as a result of negligence, incorrect installation or accident, or if they derive from improper repairs, alterations, modifications, storage or transportation or by incorrect handling.

10.3 The Purchaser shall send the Products returned in accordance with the terms of the guarantee to the place indicated by Dura Lamp in compliance with the Dura Lamp policy regarding authorization to return materials in force at the time. In the event that the Products returned are found to be compliant or not faulty, the Purchaser shall pay the cost of returning the same as well as the cost of insuring, inspecting and handling the Products.

10.4 LED products Enjoy specific guarantees: details are published on [www.duralamp.com](http://www.duralamp.com)

## 11. Limitation of Liability

11.1 With the sole exclusion of criminal intent and gross negligence, Dura Lamp shall not be liable for loss of profits or savings, loss of reputation or goodwill, any direct, indirect, consequential or special damage that may derive from or be connected to the contract or sale of products or services by Dura Lamp or by the use of the same of a contractual or extra-contractual nature or deriving from any other source, even where Dura Lamp has been notified of or is aware of the possibility of such damage.

11.2 The limitations and exclusions stated in article 11 shall apply within the limits permitted by law.

## 12. Applicable law and place of jurisdiction

12.1 These Conditions and all the effects of the same shall be governed by Italian law. The Parties hereby agree that any disputes related to these Conditions shall refer to Italian jurisdiction to the exclusion of all others.

12.2 The exclusive place of jurisdiction shall be the registered offices of Dura Lamp Srl, with the express exclusion of any other competing places of jurisdiction.



DURA LAMP S.r.l.

Registered office: Via Pratese, 164 – 50145 Florence

Operational headquarters: Via di Pagnelle, 45 – 50041 Calenzano (FI)

Tel. +39 055 894 881

e-mail: [duralamp@duralamp.it](mailto:duralamp@duralamp.it)

Registered with the Florence Company Register -

C.F. and VAT number 03312240488

Registered with R.E.A. of Florence at n. 353287 Share capital € 400,000.00 i.v.

Subject to the management and coordination of 3F FILIPPI S.P.A.



A complete list of the Dura Lamp distribution  
and project network is available at:

[www.duralamp.com](http://www.duralamp.com)

**DURALAMP** | Catalogue **PROFESSIONAL LINEAR SOLUTIONS**

© Copyright 2026 - Dura Lamp S.r.l.

All data and pictures provided in this catalogue are for reference only: since they might change during mass production, they have to be considered nominal values with tolerances. Dura Lamp reserves the right to modify its products in any moment, for technical or commercial reasons.

Photos: Ivan Rossi - Studio Artale - Studio Ceccanti - Alessandro Maurelli - Luca Visentini

Graphic project: Lorenzetti Communication and FD Graphic Studio

Indoor or outdoor setting photos are used to illustrate the possible applications of the product.